

pmtechnic.it

CATALOGO

FERRAMENTA PERIMETRALE - PORTA - SCORREVOLI

PM | reze

PM ITALIA
Magazzino nord
24040 Fornovo
San Giovanni,
Via Cascina Bruciata 2
(Bergamo)
+39 0363 184 6528
info@pmpartner.it

PM ITALIA
Magazzino centro
05100 Terni (TR),
Via Maestri del Lavoro n. 24/
(Roma)
+39 0744 171 1779
commerciale@pmpartner.it

PM ITALIA
Magazzino sud
87046 Via dell´Agricoltura, 22
Montalto Uffugo (Cosenza)
+39 0984 655123
commerciale.s@pmpartner.it

PM | reze

Oltre 20 anni di esperienza nel mercato degli accessori per carpenteria in legno e PVC.

Sviluppiamo prodotti innovativi per soddisfare le esigenze in continua evoluzione. Utilizziamo tecnologie che non solo vi aiutano a risolvere i problemi di oggi, ma sono anche progettate per soddisfare le esigenze dei vostri futuri clienti. Tutte le nostre risorse e idee aspirano a un unico obiettivo: un servizio di qualità.

FERRAMENTA PERIMETRALE - PORTA - SCORREVOLI

PM | reze

Indice

PM | reze

pagina 06 — 1 GARANZIA E CERTIFICAZIONI

pagina 10 — 2 TAVOLE PRODOTTI

pagina 20 — 3 INSTALAZIONE E MANUTENZIONE

pagina 28 — 4 GRUPPO CREMONESI E ASTA A LEVA

pagina 40 — 5 GRUPPO ANGOLI

pagina 48 — 6 GRUPPO FORBICI

pagina 54 — 7 GRUPPO CHIUSURE LATERALI

pagina 60 — 8 GRUPPO CERNIERE

pagina 72 — 9 SCONTRI

pagina 78 — 10 ACCESSORI VARI

pagina 92 — Sistemi Scorrevoli

1

GARANZIA E CERTIFICAZIONI

Garanzia Reze

▪ I sistemi anta a ribalta, serrature multipunto e cerniere regolabili per porte con il marchio registrato Reze sono prodotti da Yaba Yapı Donanımları San. ve Tic. Ltd. Sti. nello stabilimento situato a Istanbul.

▪ Yaba Yapı Donanımları San. ve Tic. Ltd. Sti. mira al massimo livello di qualità nei processi produttivi, vendita e assistenza di tutti i suoi prodotti, al fine di soddisfare le esigenze e le aspettative dei clienti e dei consumatori finali.

▪ Tutti i prodotti vengono regolarmente sottoposti a test di qualità su attrezzature speciali, in conformità con le norme EN.

▪ Tutte le tecnologie di produzione speciali e il know-how relativi ai prodotti sono registrati adeguatamente e hanno il Certificato n. TR 2009 08100 Y.

▪ I test sui sistemi anta a ribalta sono effettuati in conformità con la norma EN 13126-8:2006 (15.000 cicli di apertura e chiusura).

▪ I test sulle cerniere delle porte sono effettuati in conformità con la norma EN1935:2002 (200.000 cicli di apertura).

▪ Tutta la produzione con rivestimento galvanico è testata in conformità con la norma EN 1670-1, e i test sono eseguiti su attrezzature speciali e secondo i requisiti della norma ISO 9227.

Condizioni di Garanzia:

▪ Se l'installazione è stata eseguita secondo le istruzioni e le raccomandazioni del manuale, la garanzia sul funzionamento meccanico di apertura e chiusura di tutti i prodotti è di 10 anni.

▪ La garanzia non si applica nei casi in cui il prodotto o una sua parte si danneggi a causa di un'installazione errata, danni, condizioni meteorologiche insolite o cause di forza maggiore.

▪ I prodotti che rientrano nelle condizioni di garanzia devono essere sostituiti dal produttore.

Certificazione

PIV Prüfinstitut Schlösser und Beschläge Velbert | Wallstraße 41 D-42551 Velbert | Fon +49(0)2051/95065 Fax +49(0)2051/95065-69 | piv.velbert@t-online.de www.piv-velbert.de

PIV

PRÜFZEUGNIS DIN EN 13126-8:2018-01

Test Certificate

Nr./ No. 32-13/17

Der Firma / We confirm, that the manufacturer: YABA YAPI DONANIMLARI SAN. TIC. LTD. ŞTI. Ömerli Mahallesi, Uçurtma Sokak No:2 Kat:1-2 Arnavutköy / Istanbul

wird bescheinigt, dass sie am / at the date of: 26. Januar/ January 2018

die Anforderungen der DIN EN 13126-8 / meets the requirements of DIN EN 13126-8

für das Produkt / for the product: REZE TILT AND TURN MECHANISM

in der Ausführung / in the version: Drehkippbeschlag / Tilt & Turn hardware

entsprechend dem folgenden Klassifikationsschlüssel erfüllt hat: / that complies with the classification

Dauerfunktionstüchtigkeit / durability	Masse / mass	Korrosionsbeständigkeit / corrosion resistance	Prüfgrößen / size of limitation
H2	100	4	1.300x1.200

Diesem Prüfzeugnis liegt der Prüfbericht Nr. 32-13/17 des PIV als Beurteilungsgrundlage zugrunde. Die Gültigkeit des Prüfzeugnisses bleibt so lange erhalten, wie sich die Prüfgrundlage und /oder das geprüfte Produkt nicht ändern.
This certificate is based on the evaluation of test report No. 32-13/17 by PIV.
The validity of the test certificate will persist as long as the testing-base and the products are not changed.

D-42551 Velbert, den 28. Februar/ February 2018

Q. Lechte
Stellv. Laborleiter/
Deputy Laboratory Manager

PRÜFINSTITUT PIV SCHLÖSSER & BESCHLÄGE

S. Dervisevic, Staatl. gepr. Techniker/
Certified Technician
Prüfer/ Verifier

Dies ist eine Urkundenseite.
Teilweise Veröffentlichung oder veränderte Wiedergabe ist untersagt. Missachtung bedeutet Urkundenfälschung.
This is a document page. Partly publications or changes are forbidden. Disregard means document forgery.

Akkreditierte Prüfstelle nach DIN EN ISO/IEC 17025
Akkreditierte Zertifizierungsstelle nach DIN EN ISO/IEC 17065
Prüf-, Überwachungs- und Zertifizierungsstelle nach dem Bauproduktengesetz (BauPG)
RAL-Prüfstelle für Schlösser und Beschläge nach RAL-RG/GZ 607 / H
Überwachungs- und Zertifizierungsstelle nach Landesbauordnung (LBO)
Bau-BG-Prüfstelle für Fahrwerkrollen - DIN CERTCO anerkannte Prüfstelle

Institutsleitung:
Oliver Traska, Dipl.-Ing. (FH)

Es gelten unsere Geschäftsbedingungen

DAkkS Deutsche Akkreditierungsstelle D-PL-11024-01-00

2

TAVOLE PRODOTTI

Tavola Prodotti

Composizione Ferramenta Base 1 Anta Sx

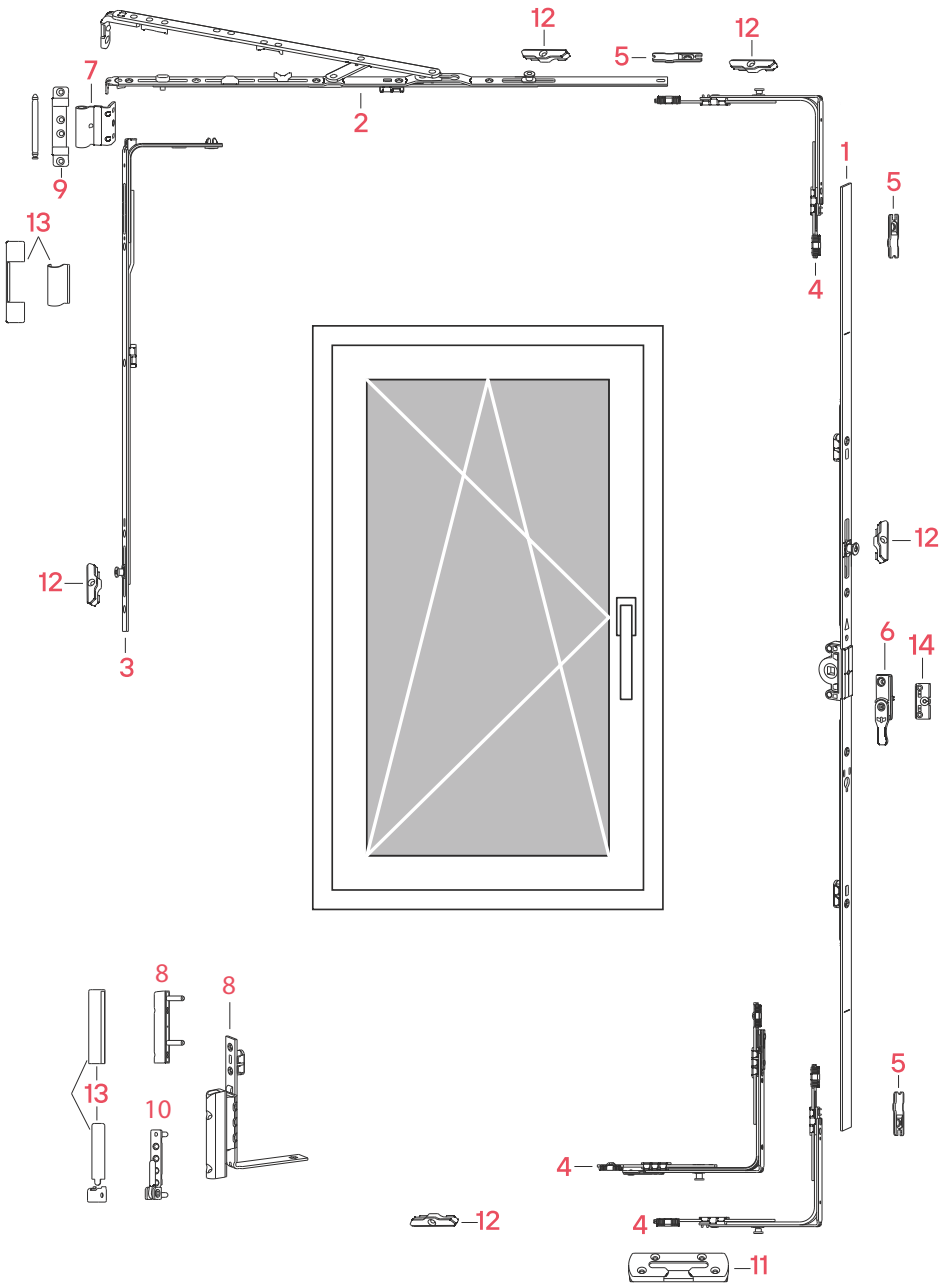

		Page
1	Cremonese Variabile	30
2	Forbice	50-51
3	Chiusura Laterale	56-58
4	Movimento Angolare	42-46
5	Placchetta di Aggancio	38
6	Alza Anta con AFM	76
7	Bandella	63

		Page
8	Cerniara a Forare o Angol.	65-67
9	Supporto Forbice+Perno	62
10	Supporto Telaio	64
11	Scontro Sicurezza Ribalta	75
12	Scontro Nottolino	74
13	Set Coperture 5 pz	70-71
14	Scontro Falsa Manovra	76

Tavola Prodotti

Composizione Ferramenta Base 1 Anta Dx

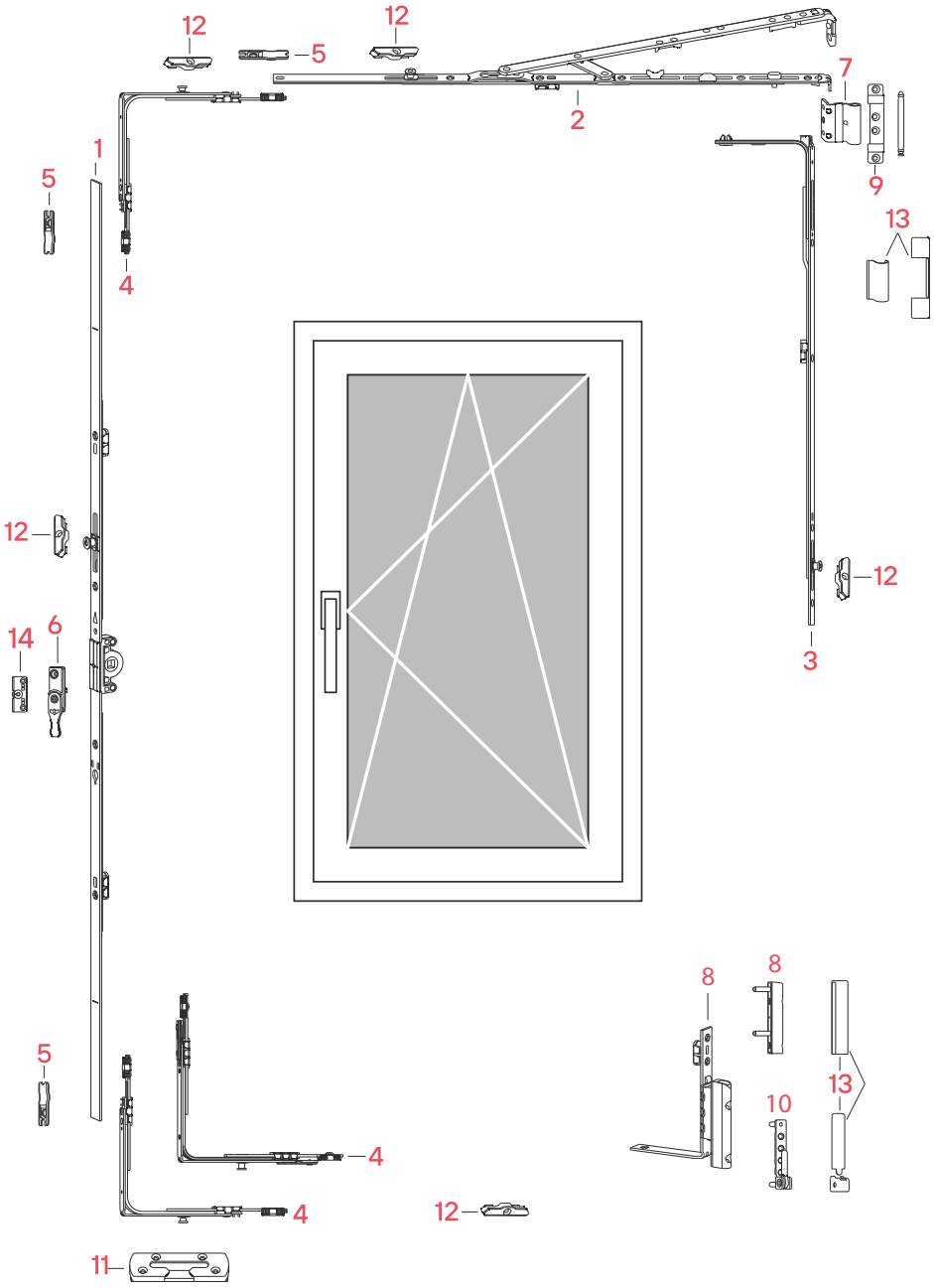

		Page
1	Cremonese Variabile	30
2	Forbice	50-51
3	Chiusura Laterale	56-58
4	Movimento Angolare	42-46
5	Placchetta di Aggancio	38
6	Alza Anta con AFM	76
7	Bandella	63

		Page
8	Cerniara a Forare o Angol.	65-67
9	Supporto Forbice+Perno	62
10	Supporto Telaio	64
11	Scontro Sicurezza Ribalta	75
12	Scontro Nottolino	74
13	Set Coperture 5 pz	70-71
14	Scontro Falsa Manovra	76

Tavola Prodotti

Composizione Ferramenta Base 2 Ante - Anta Secondaria

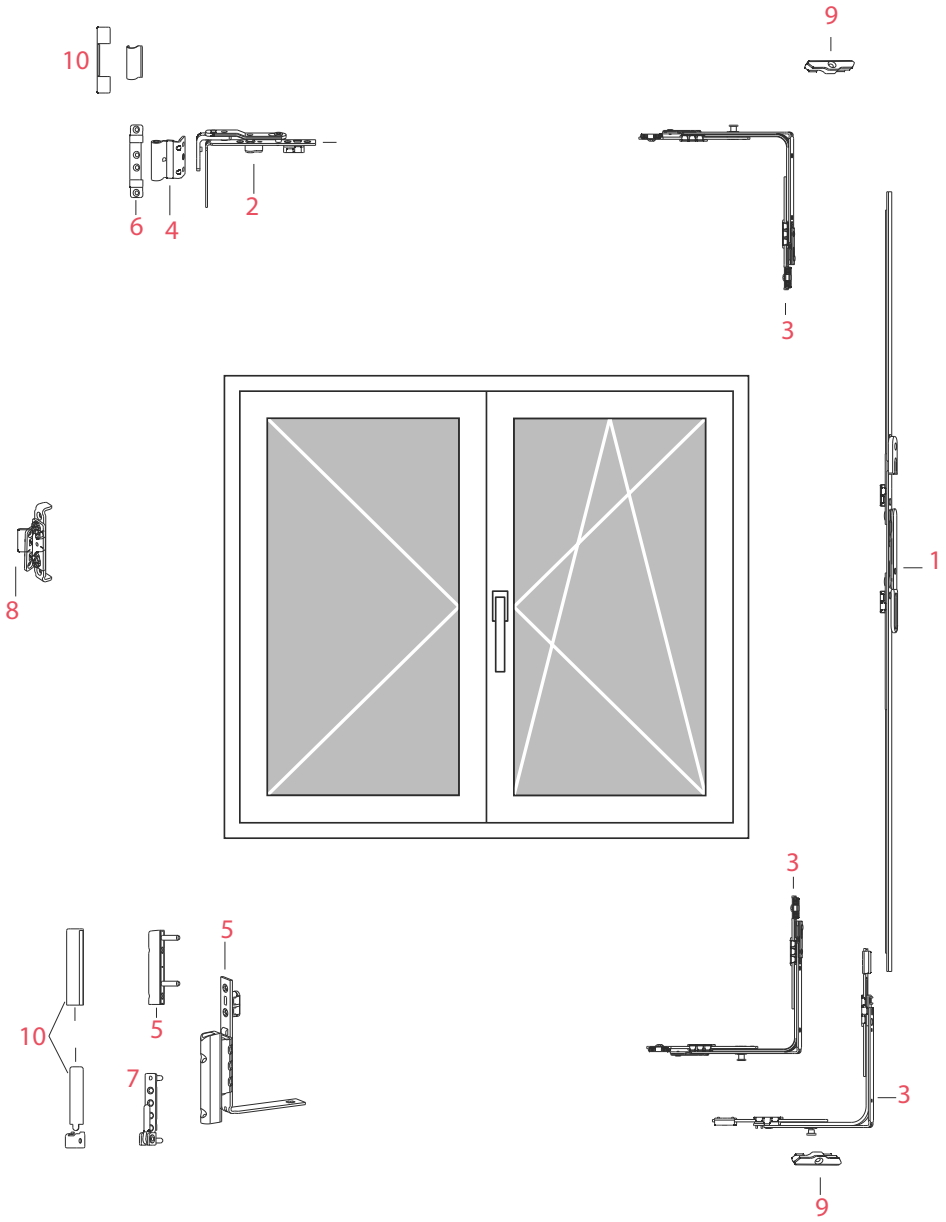

		Page			Page
1	Asta a Leva Variabile	36	6	Supporto Forbice+Perno	62
2	Braccetto 2° Anta	63	7	Supporto Telaio	64
3	Movimento Angolare	42-46	8	Cerniera a Scomparsa	69
4	Bandella	63	9	Scontro Nottolino	74
5	Cerniera a Forare o Angol.	65-67	10	Set Coperture 5 pz	70-71

Tavola Prodotti

Composizione Ferramenta Base 2 Ante - Anta Principale

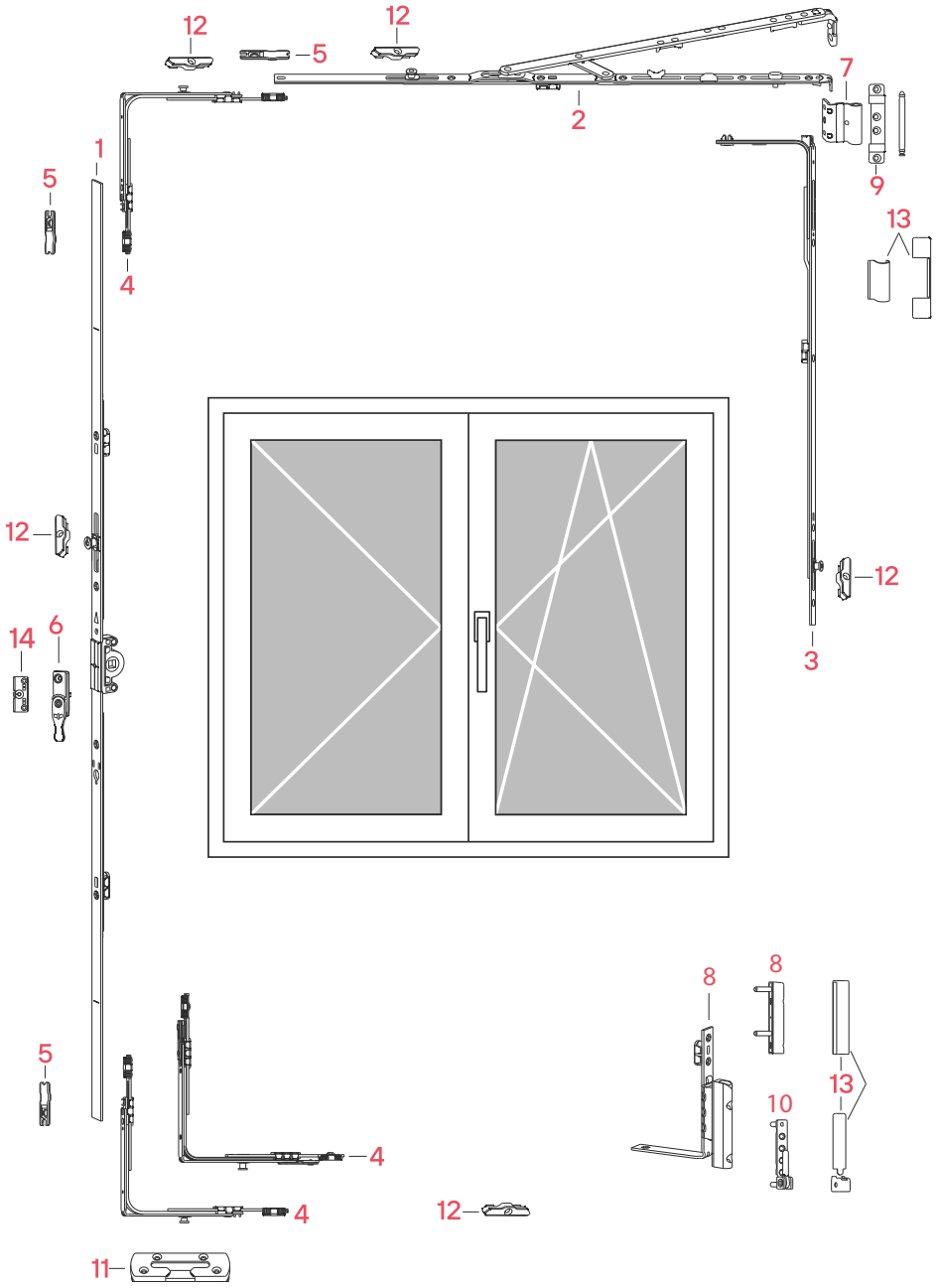

		Page
1	Cremonese Variabile	32
2	Forbice	50-51
3	Chiusura Laterale	56-58
4	Movimento Angolare	42-46
5	Placchetta di Aggancio	38
6	Alza Anta con AFM	76
7	Bandella	63

		Page
8	Cerniara a Forare o Angol.	65-67
9	Supporto Forbice+Perno	62
10	Supporto Telaio	64
11	Scontro Sicurezza Ribalta	75
12	Scontro Nottolino	74
13	Set Coperture 5 pz	70-61
14	Scontro Falsa Manovra	76

Tavola Prodotti

Composizione Ferramenta 1 Anta e 2 Ante con le varie applicazioni

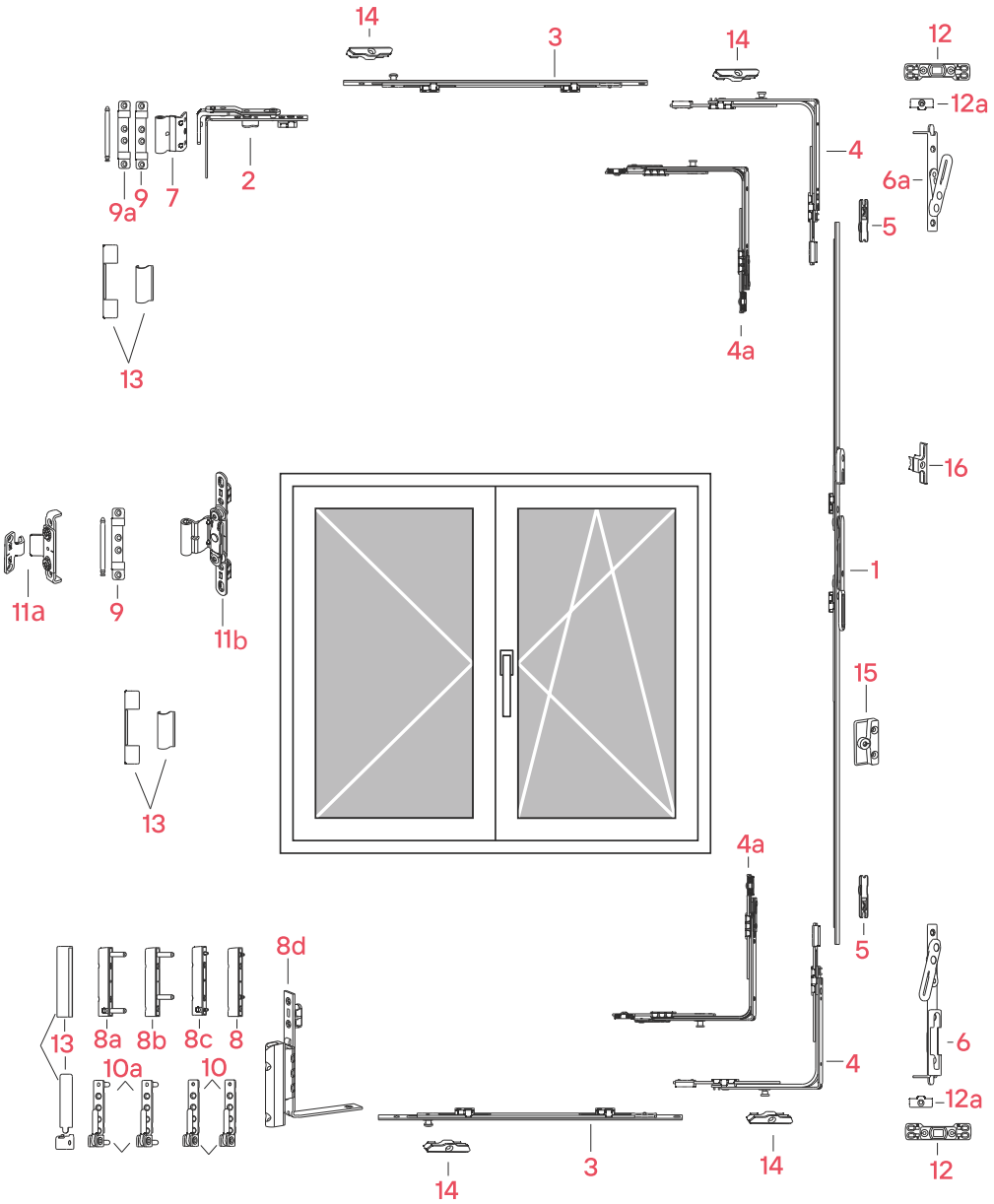

		Page
1	Asta a Leva Variabile	36
2	Forbice	50-51
3	Elemento Centrale	47
4	Movimento Angolare	42-46
5	Placchetta di Aggancio	38
6	Catenacci	86
7	Bandella	63
8	Cerniera	65-67

		Page
9	Supporto Forbice+Perno	62
10	Supporto Telaio	64
11	Cerniera Centrale	70-71
12	Scontro Catenaccio	75
13	Set Coperture 5 pz	87
14	Scontro Nottolino	74
15	Scontro Falsa Manovra 2 Ante	83
16	Scontro Nottolino 2 Ante	47

Tavola Prodotti

Composizione Ferramenta 1 Anta e 2 Ante con le Varie Applicazioni

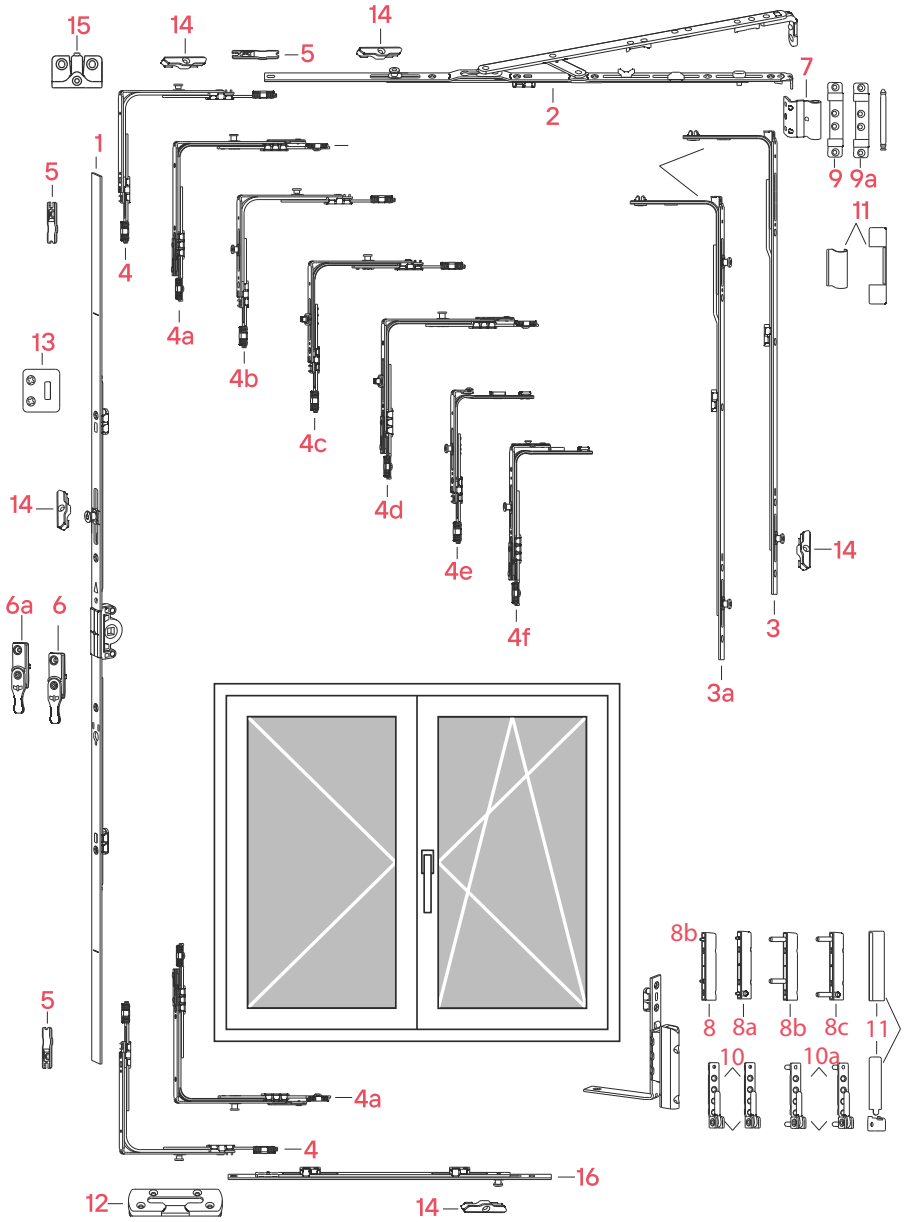

		Page
1	Cremonese Variabile	32
2	Forbice	50-51
3	Chiusura Laterale	56-58
4	Movimento Angolare	42-46
5	Placchetta di Aggancio	38
6	Alza Anta con AFM	76
7	Bandella	63
8	Cerniera a Forare	65-67

		Page
9	Supporto Forbice+Perno	62
10	Supporto Telaio	64
11	Set Coperture 5 pz	70-71
12	Scontro Sicurezza Ribalta	75
13	Piastra di Supporto Aggiuntiva	87
14	Scontro Nottolino	74
15	Microventilazione	83
16	Elemento Centrale	47

Tavola Prodotti

Composizione Ferramenta Anta Vasistas Base

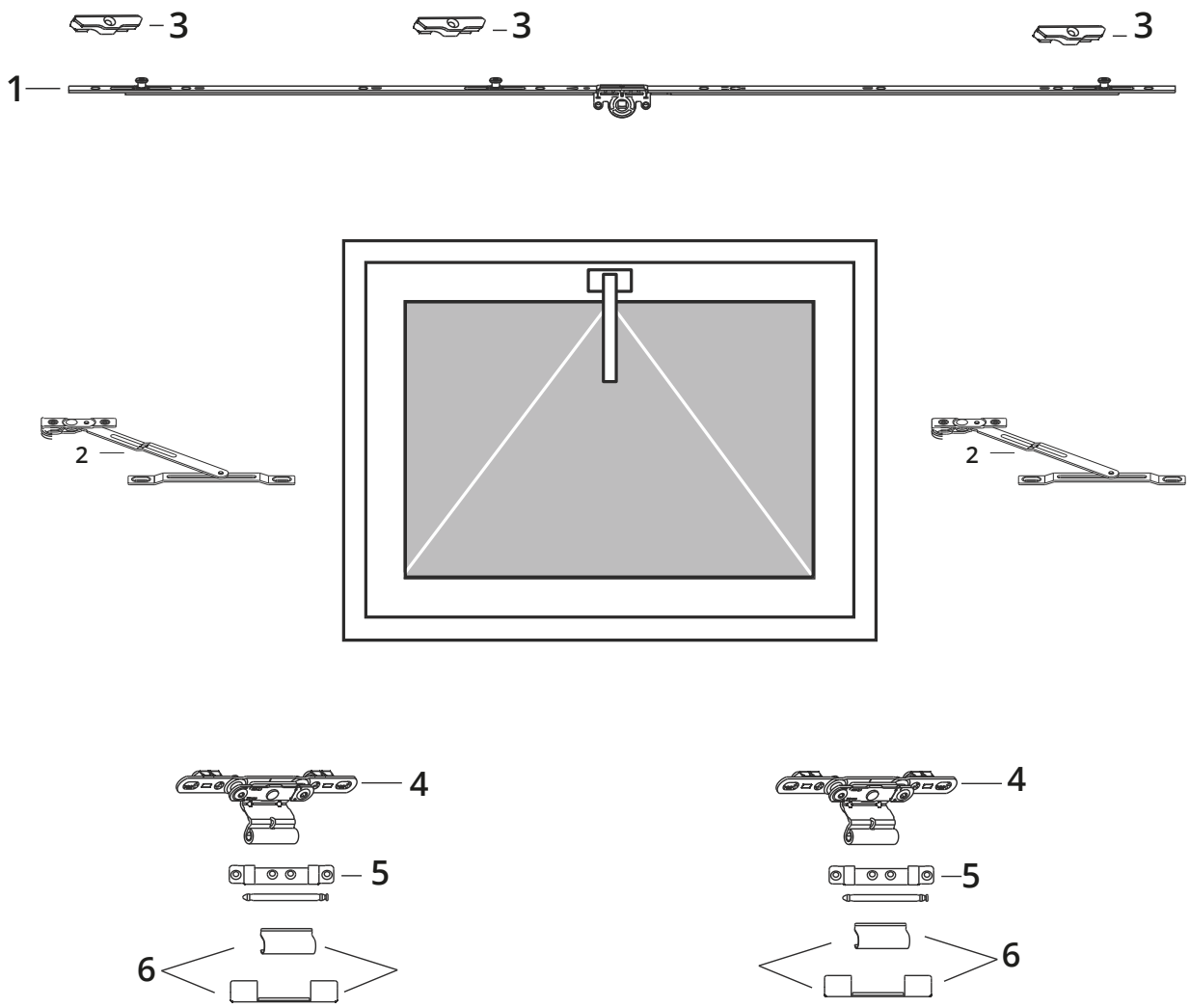

		Page
1	Cremonese Vasistas	39
2	Braccetto Vasistas	53
3	Riscontro Nottolino	74
4	Cerniera Centrale/Vasistas	68
5	Supporto Forbice+Perno	62
6	Set Copertura 2pz	70

Tavola Prodotti

Composizione Ferramenta Anta Vasistas con le Varie Applicazioni

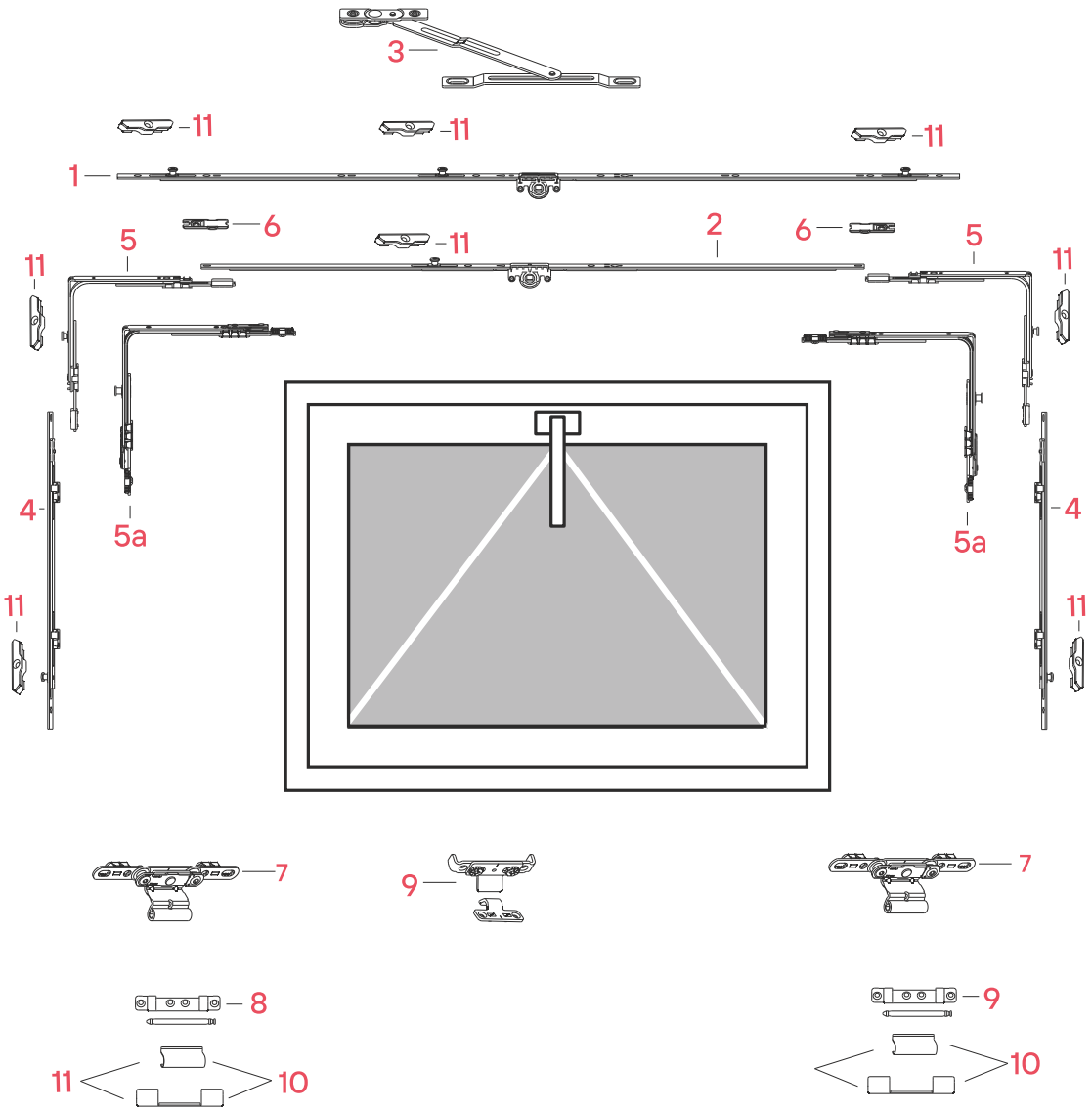

		Page
1	Cremonese Vasistas	39
2	Cremonese Variabile	32
3	Braccetto Vasistas	54
4	Elemento Centrale	47
5	Movimento Angolare	42-46
6	Piastrina di Aggancio	38

		Page
7	Cerniera Centrale/Vasistas	68
8	Supporto Forbice+Perno	62
9	Cerniera a Scomparsa	69
10	Set Copertura 2pz	70
11	Scontro Nottolino	74

3

INSTALLAZIONE E MANUTENZIONE

Foratura e Montaggio Anta

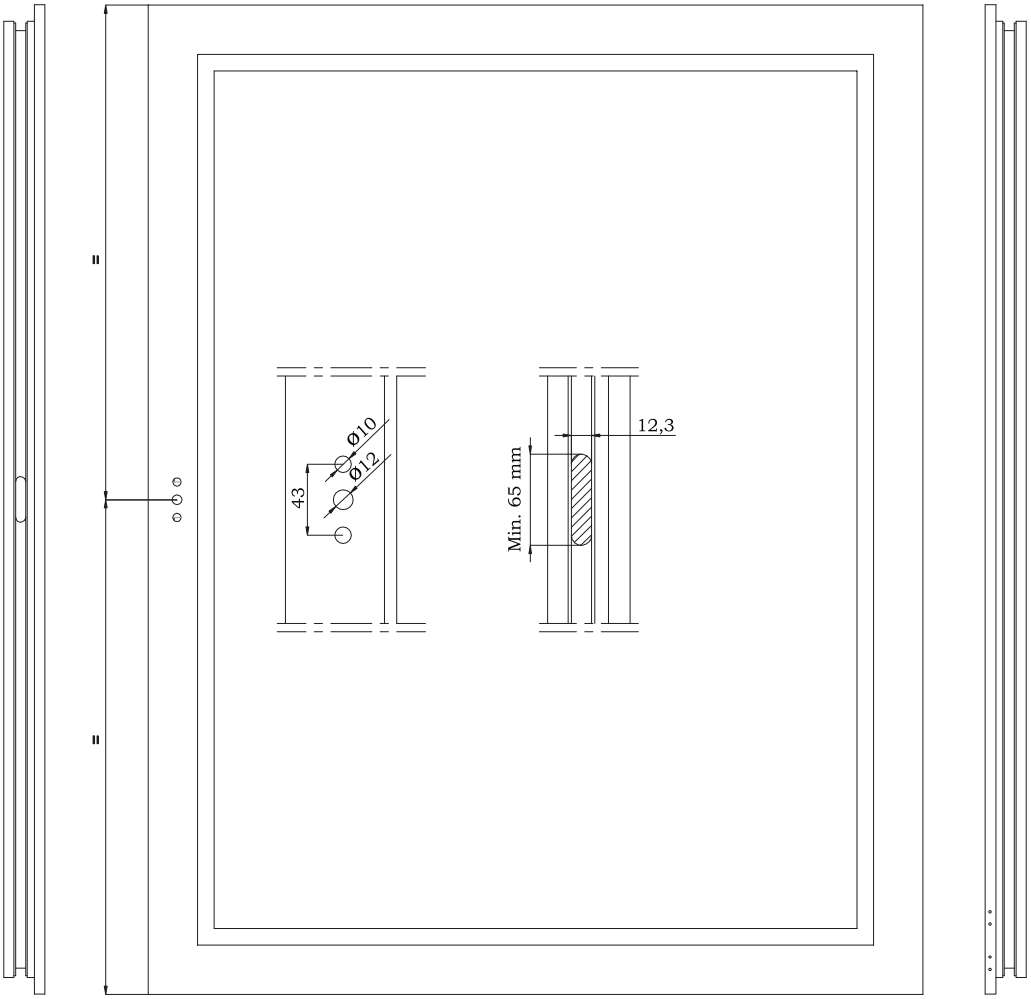

Foratura e Montaggio Anta

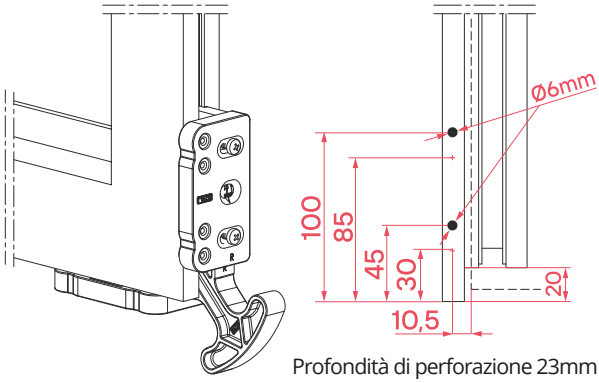

Profondità di perforazione 23mm

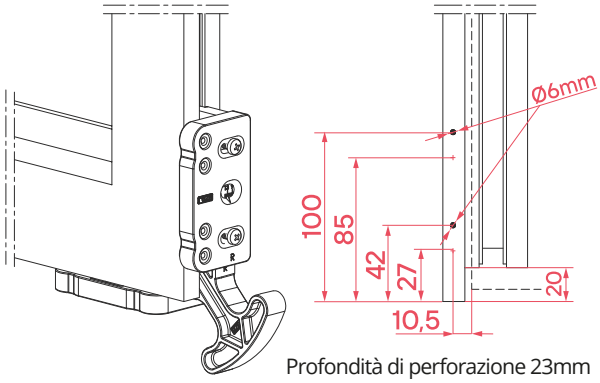

Profondità di perforazione 23mm

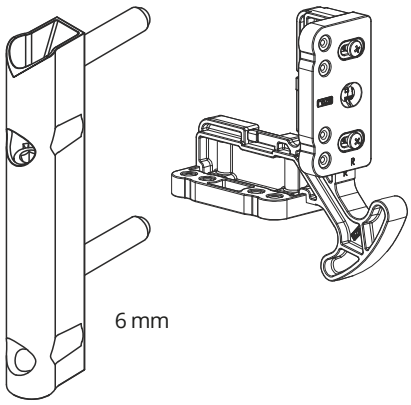

6 mm

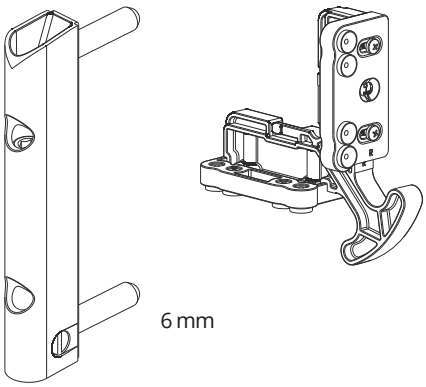

6 mm

Codice	Descrizione	
PM207202	Cerniera a Forare	100
PM222104	Dima Cerniera a Forare	

Codice	Descrizione	
PM207208	Cerniera a Forare Frizionata	100
PM222110	Dima Cerniera a Forare Frizionata	

Foratura e Montaggio Telaio

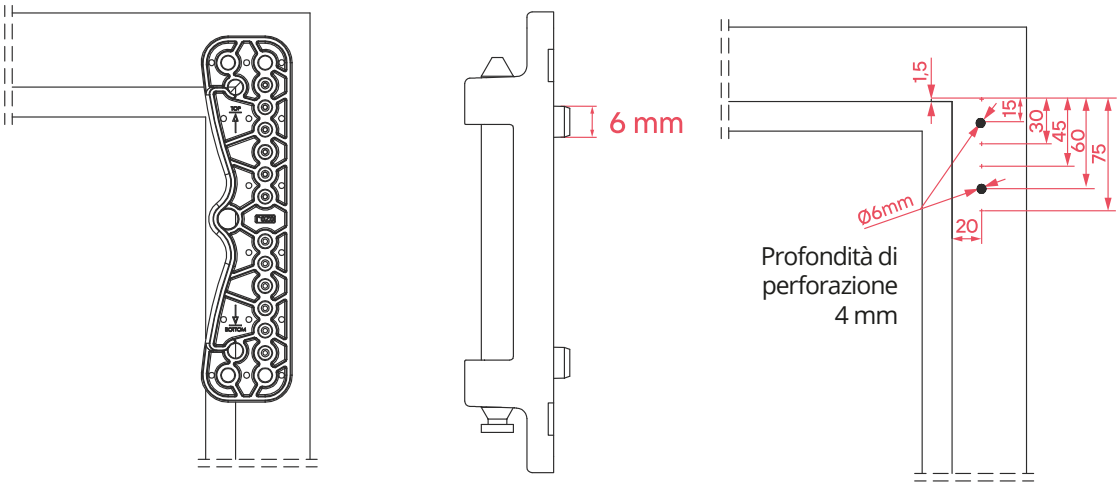

	Codice	Descrizione	
A	**PM208102**	Supporto Forbice + Perno	100
B	**PM222102**	Dima per Supporto Forbice	100

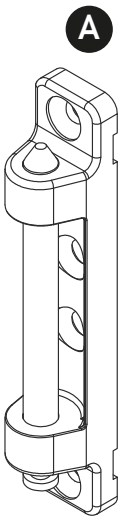

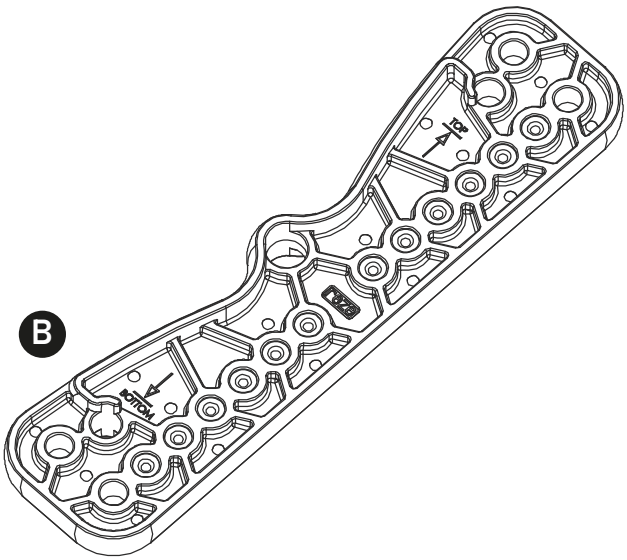

Montaggio e Taglio

Applicazione con taglio da pressa pneumatica

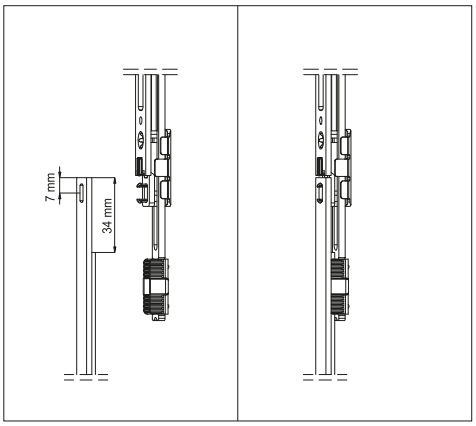

Applicazione con taglio manuale

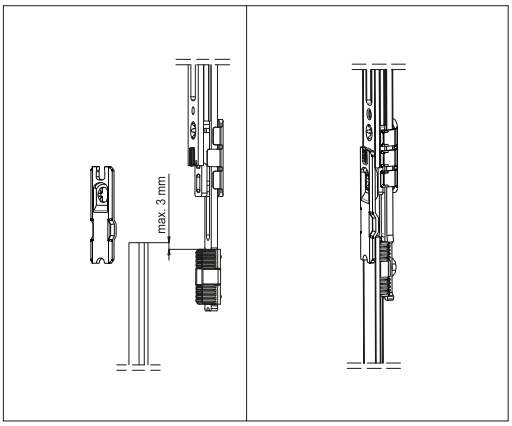

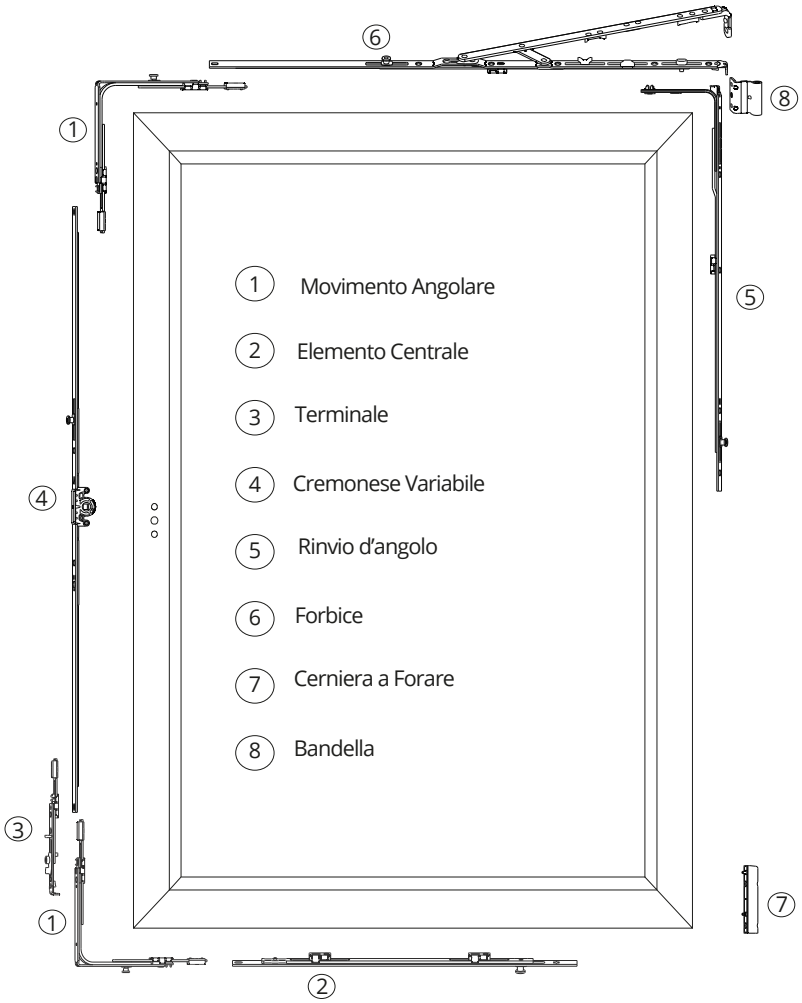

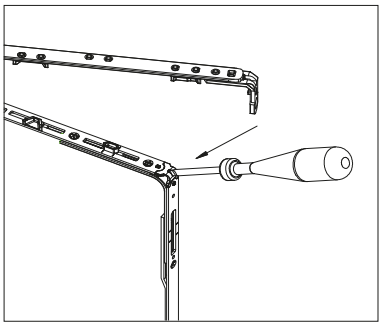

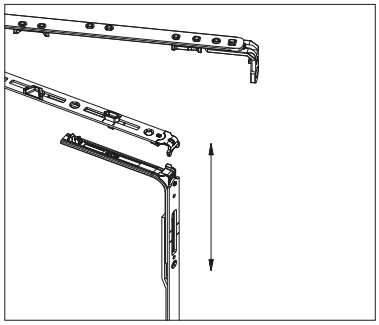

Manutenzione e Regolazione

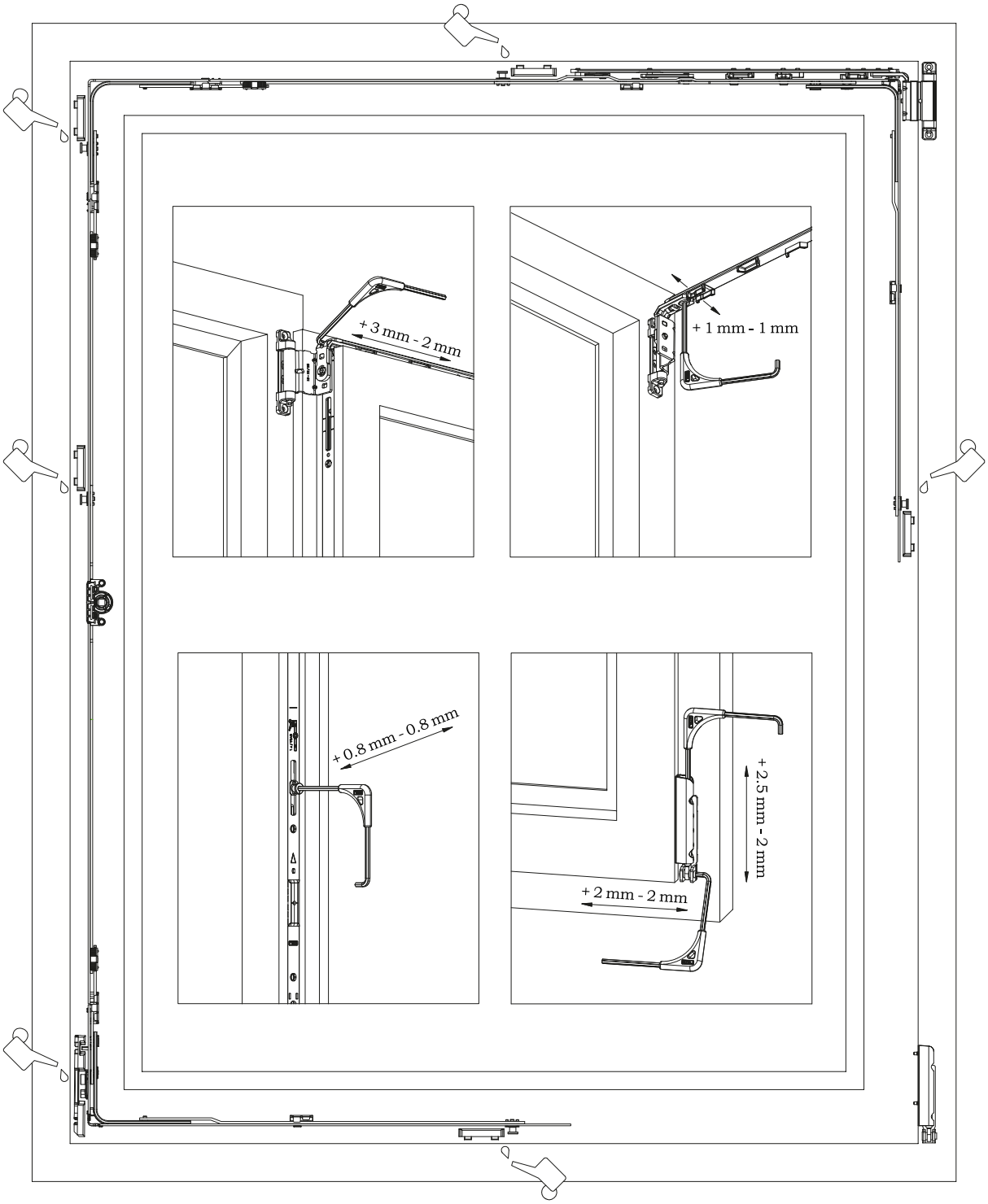

Diagrammi Dimensionali

Diagram - Turn Only System

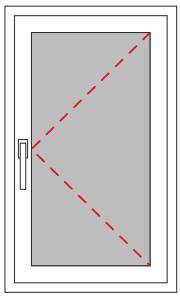

SRW: Sash Rebate Width
SRH: Sash Rebate Height
1 mm glass thickness weight CA=2,5kg/m²

SRW Max. / Min. 1400/340mm
SRH Max. / Min. 2200/280mm
Max. SRW / SRH = 1.5

glass thickness mm	16	20	24	28
glass thickness kg/m²	40	50	60	70

Turn Only Sash Weight Maximum 100 kg

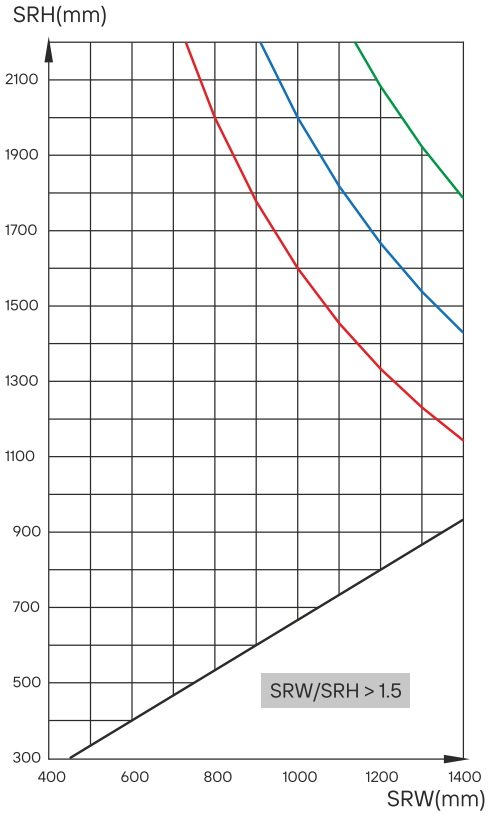

Turn Only Sash Weight Maximum 130 kg

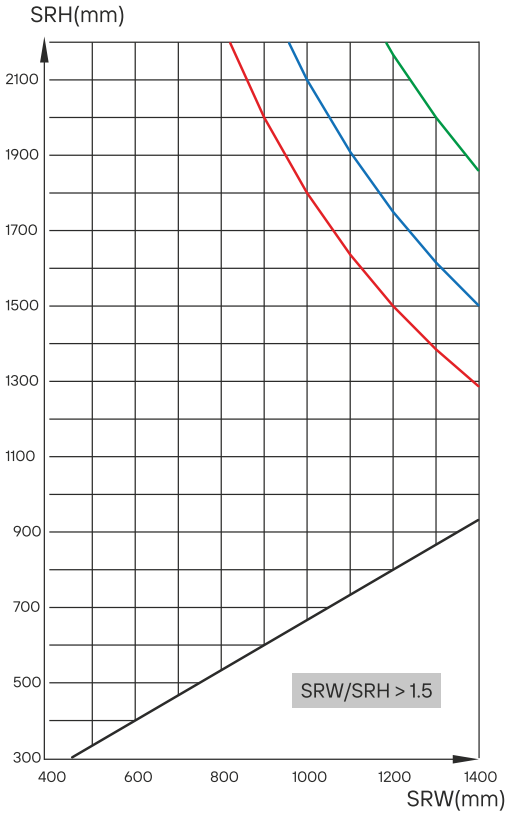

4

GRUPPO CREMONESI E ASTA A LEVA

Cremonese Costante

Altezza Maniglia Fissa E/15

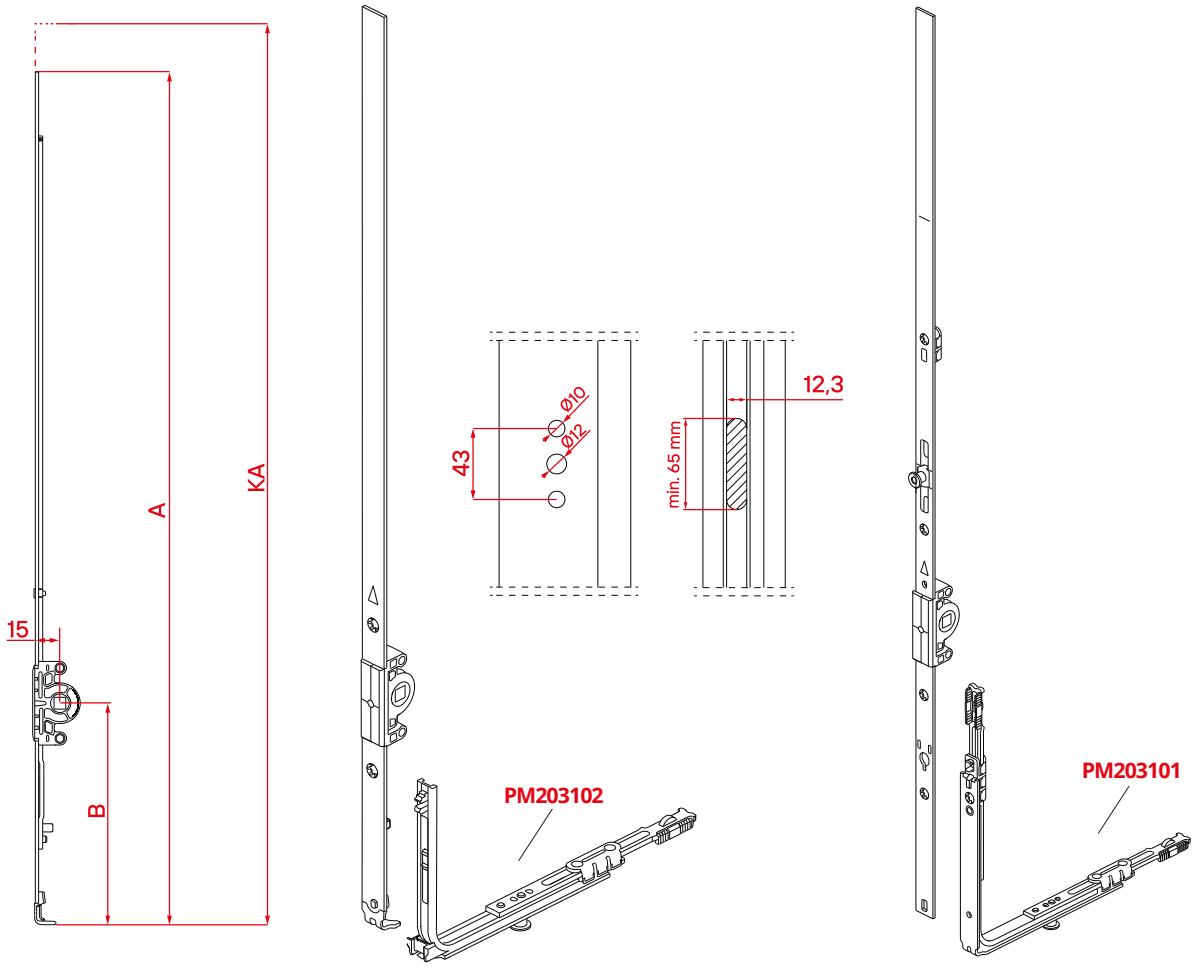

Codice	Descrizione	KA (mm)	A (mm)	B (mm)	C (mm)	D (mm)		
PM201162	Cremonese Costante	400-650	515	135			-	10
PM201163	Cremonese Costante	650-900	765	250			1	10
PM201164	Cremonese Costante	900-1150	880	400			1	10
PM201165	Cremonese Costante	1150-1400	1130	500			1	10
PM201166	Cremonese Costante	1400-1650	1380	600			2	10
PM201167	Cremonese Costante	1650-1900	1630	600			2	10
PM201170	Cremonese Costante	1650-1900	1630	1050			2	10
PM201168	Cremonese Costante	1900-2150	1880	1050			3	10
PM201169	Cremonese Costante	2150-2400	2130	1050			3	10

I due codici delle cremonese della asta a leva, devono essere abbinatti al movimento angolare PM203102.

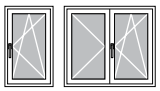

Asta a Leva Costante

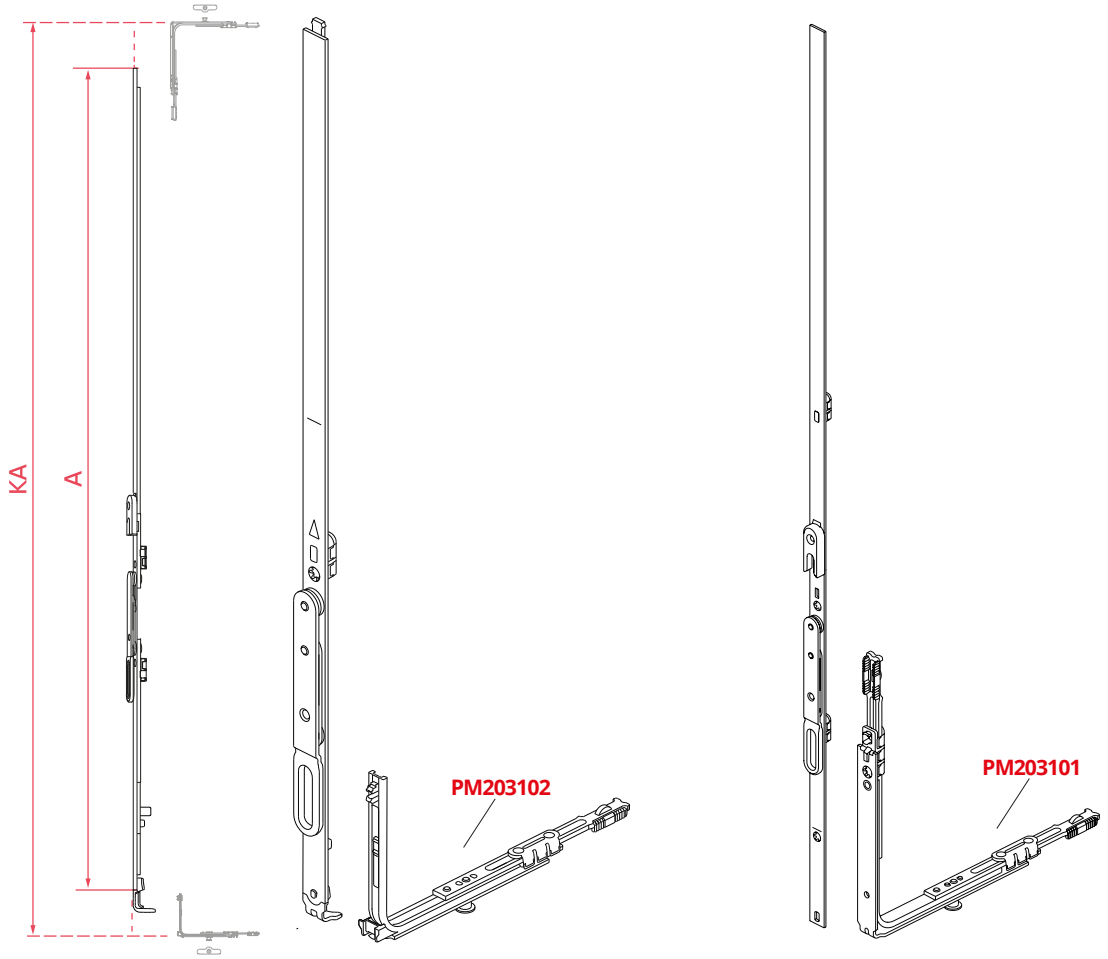

Codice	Descrizione	KA (mm)	A (mm)	B (mm)	C (mm)	D (mm)	
PM202162	Asta a Leva Costante	428-650	515				10
PM202163	Asta a Leva Costante	650-900	765				10
PM202164	Asta a Leva Costante	900-1115	880				10
PM202165	Asta a Leva Costante	1150-1400	1130				10
PM202166	Asta a Leva Costante	1400-1650	1380				10
PM202167	Asta a Leva Costante	1650-1900	1630				10
PM202168	Asta a Leva Costante	1900-2150	1880				10
PM202169	Asta a Leva Costante	2150-2400	2130				10

I due codici delle cremonese della asta a leva, devono essere abbinatti al movimento angolare PM203102.

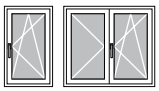

Cremonese Variabile

Altezza Maniglia Variabile E/15

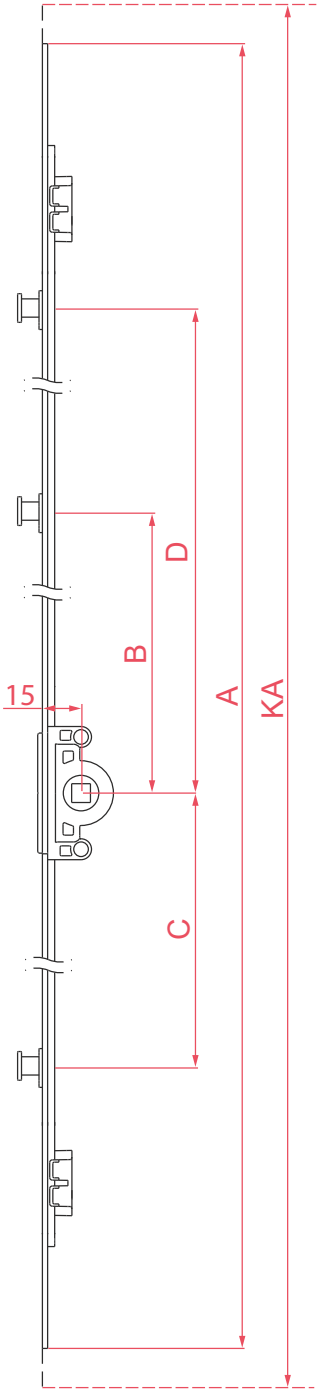

Codice	Descrizione	KA (mm)	A (mm)	B (mm)	C (mm)	D (mm)		
PM201121	Cremonese Variabile	500-600	400					10
PM201122	Cremonese Variabile	661-1160	900	115			1	10
PM201123	Cremonese Variabile	900-1400	1140	115			1	10
PM201124	Cremonese Variabile	116-1660	1400	115	304		2	10
PM201125	Cremonese Variabile	1661-2160	1900	115	438	438	3	10
PM201126	Cremonese Variabile	1900-2400	2140	115	438	438	3	10

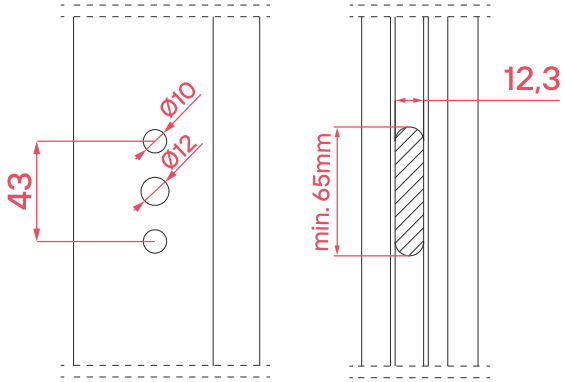

Alza Anta Con AFM

Falsa Manovra

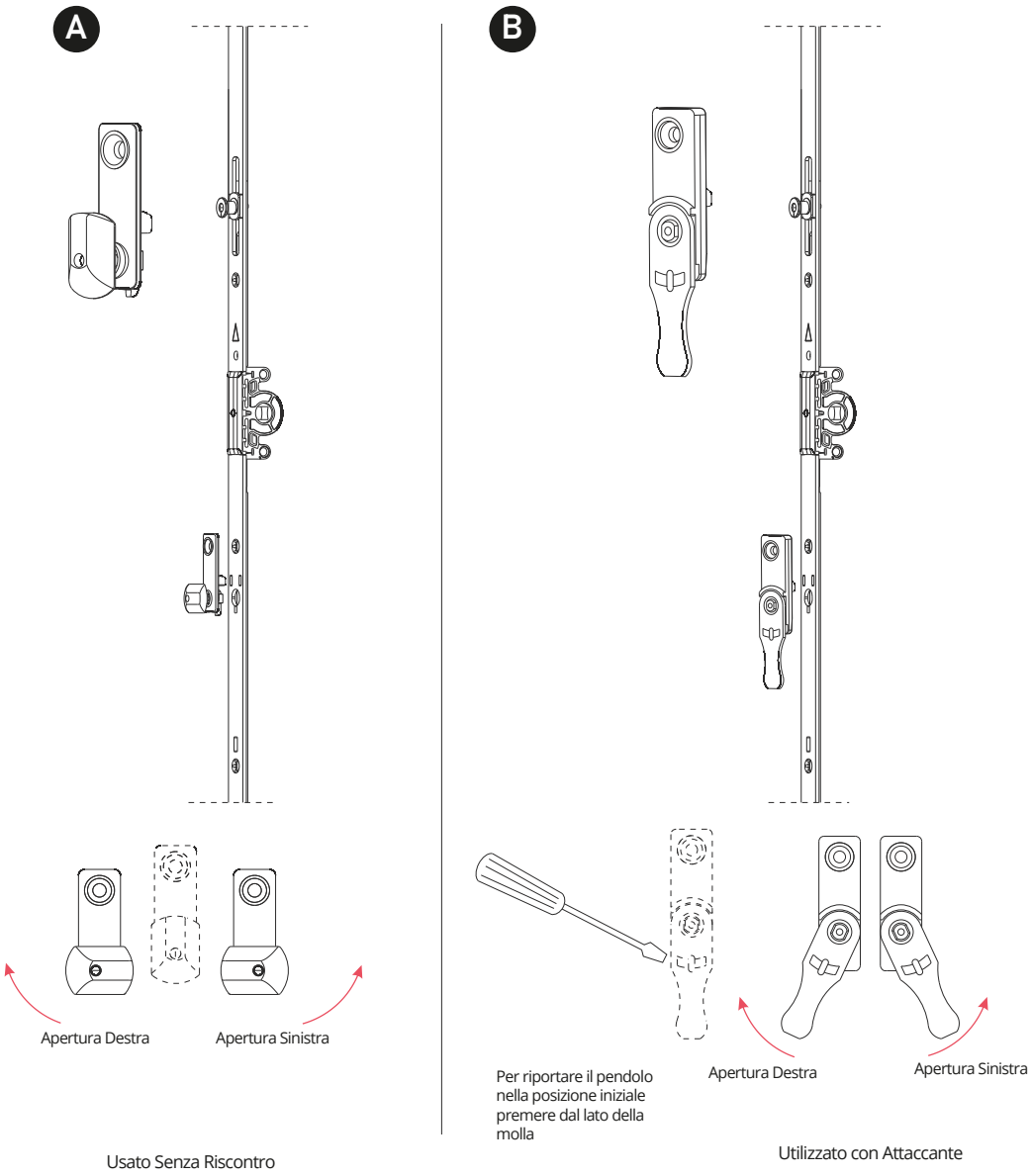

	Codice	Descrizione	
A	PM221201	Falsa Manovra	100
B	PM221101	Alza Anta con AFM	100

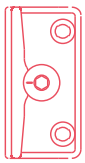

Codice	Descrizione	
PM214101	Scontro Falsa Manovra 1A	100
PM214901	*Scontro Falsa Manovra 2A	100
PM214902	**Scontro Falsa Manovra 2A	100

*Per Asta a Leva Variabile **Kommerling 76

Cremonese Corta

Altezza Maniglia Fissa E/15 (abbinato con angolo rifotto. art. 203102

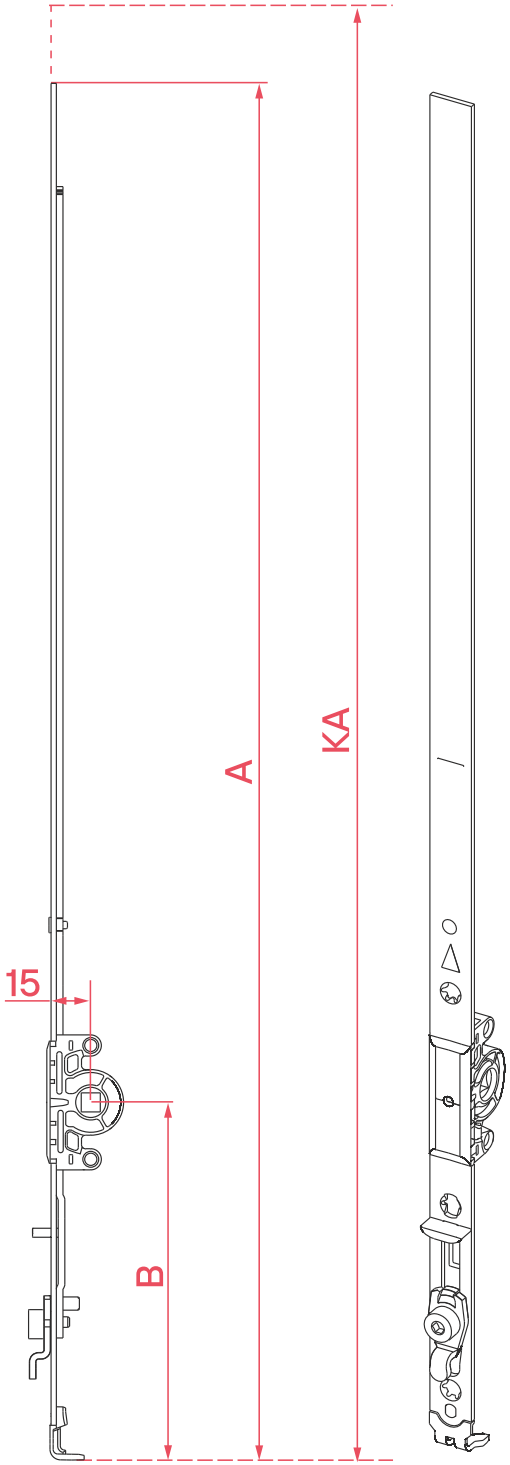

Codice	Descrizione	KA (mm)	A (mm)	B (mm)		
PM201161	Cremonese Corta	400-650	520	135	1	10

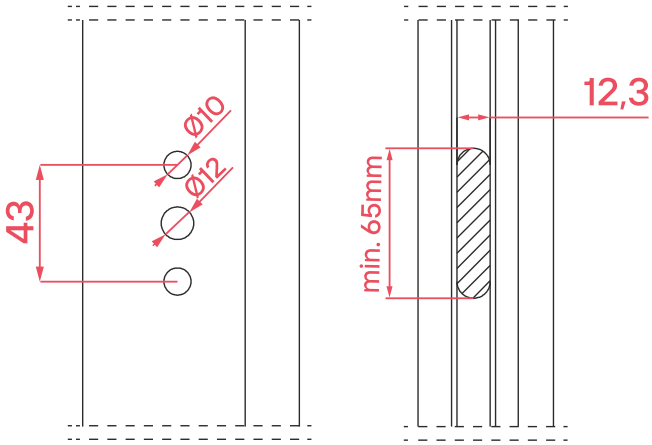

Angolo Inferiore

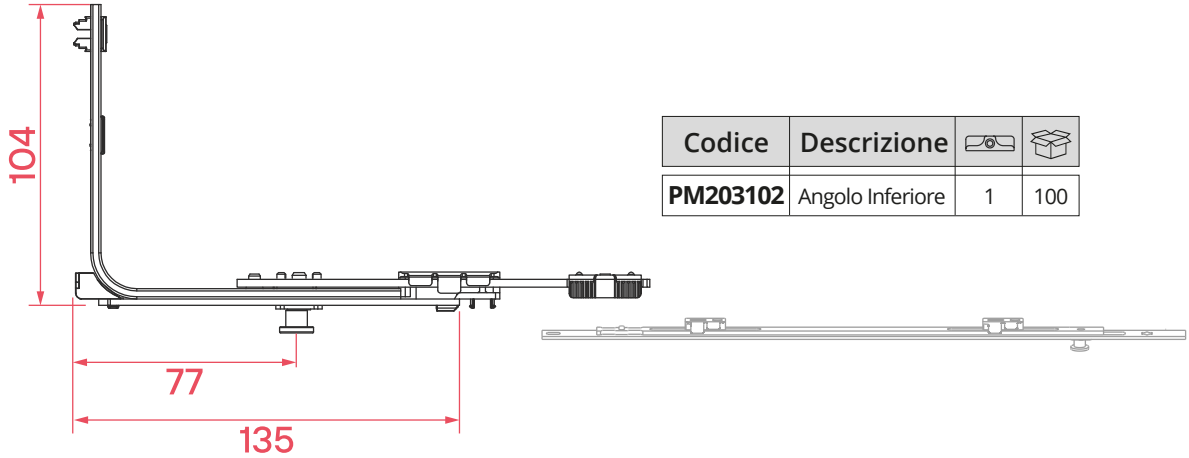

Codice	Descrizione		
PM203102	Angolo Inferiore	1	100

Codice	Descrizione	A (mm)
PM205101	IK 0 Elemento Centrale	315
PM205102	IK 1 Elemento Centrale	500
PM205103	IK 2 Elemento Centrale	700
PM205104	IK 3 Elemento Centrale	100
PM205105	IK 4 Elemento Centrale	1600

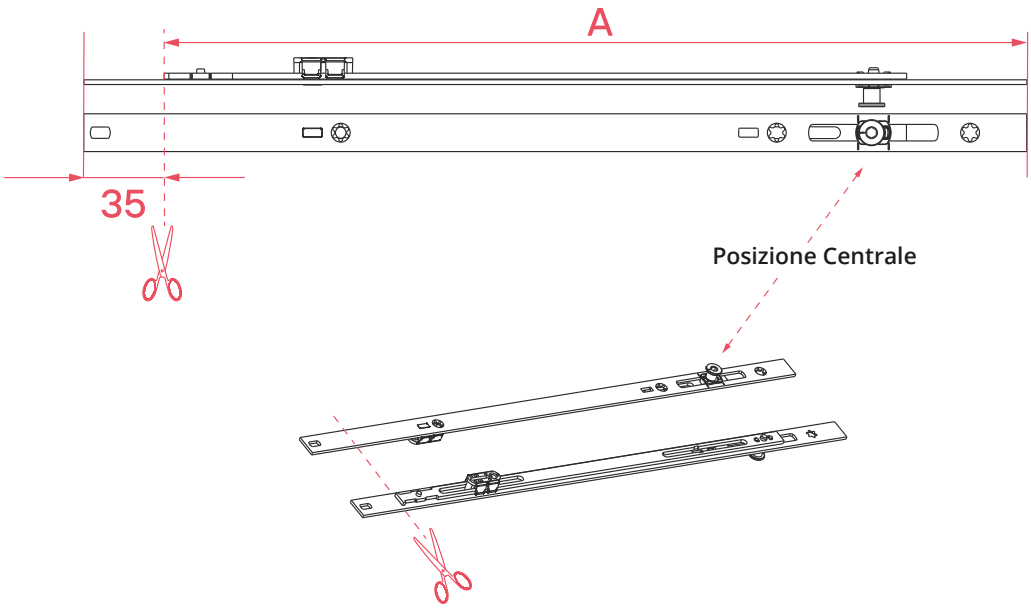

Asta a Leva Variabile

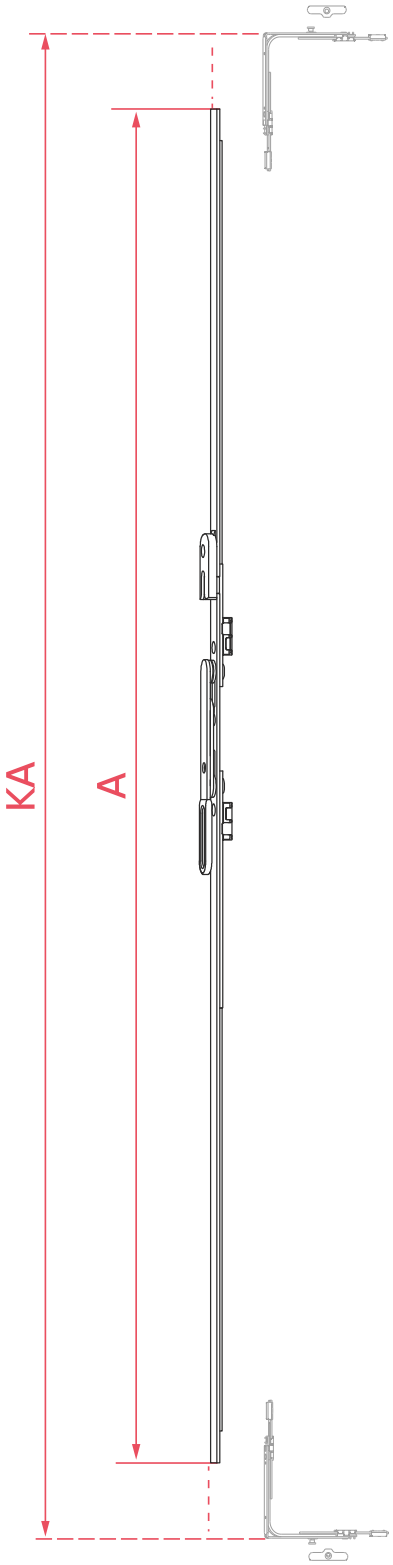

Codice	Descrizione	KA (mm)	A (mm)	
PM202101	Asta a Leva Variabile	560-660	400	10
PM202102	Asta a Leva Variabile	661-1160	900	10
PM202103	Asta a Leva Variabile	900-1400	1140	10
PM202104	Asta a Leva Variabile	1161-1660	1400	10
PM202105	Asta a Leva Variabile	1661-2160	1900	10
PM202106	Asta a Leva Variabile	1900-2400	2140	10

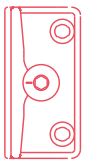

Codice	Descrizione
PM214901	Scontro Falsa Manovra 2A
PM214902	*Scontro Falsa Manovra 2A

***Kommerling 76**

Prolunga 250 mm

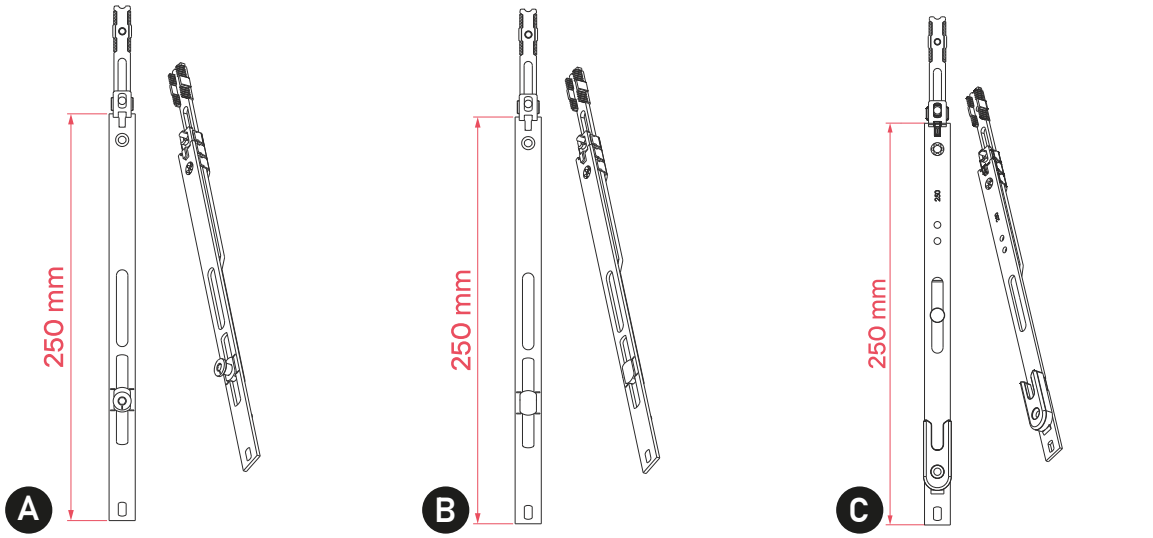

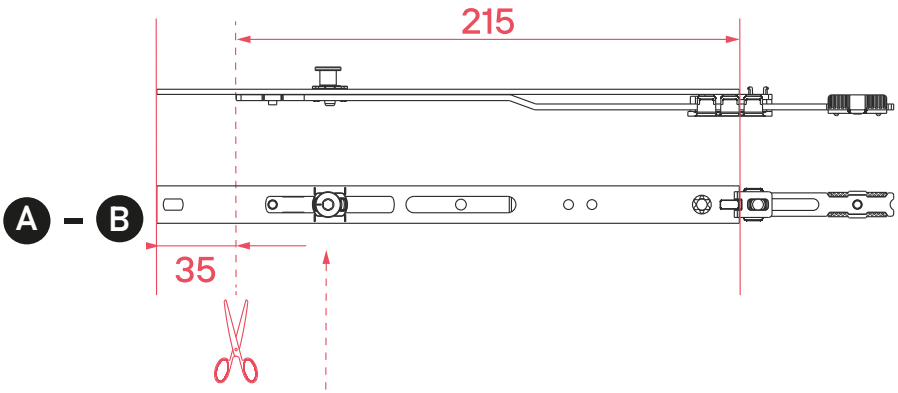

Posizione Centrale

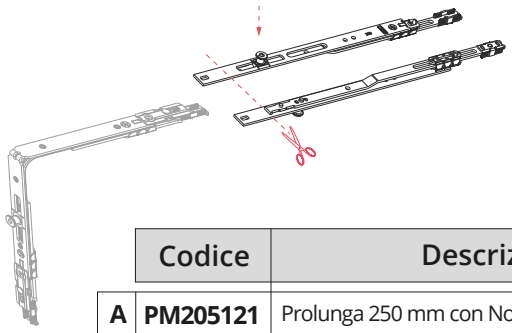

PM203108 - Trasmissione Angolare con Placchetta

	Codice	Descrizione		
A	**PM205121**	Prolunga 250 mm con Nottolino	1	10
B	**PM205123**	Prolunga 250 mm Senza Nottolino	-	10
C	**PM205122**	Prolunga 250 mm con Riscontro per Asta a Leva	-	10

Placchetta di Aggancio

Taglio Manuale. Applicazione con Parte di Collegamento.

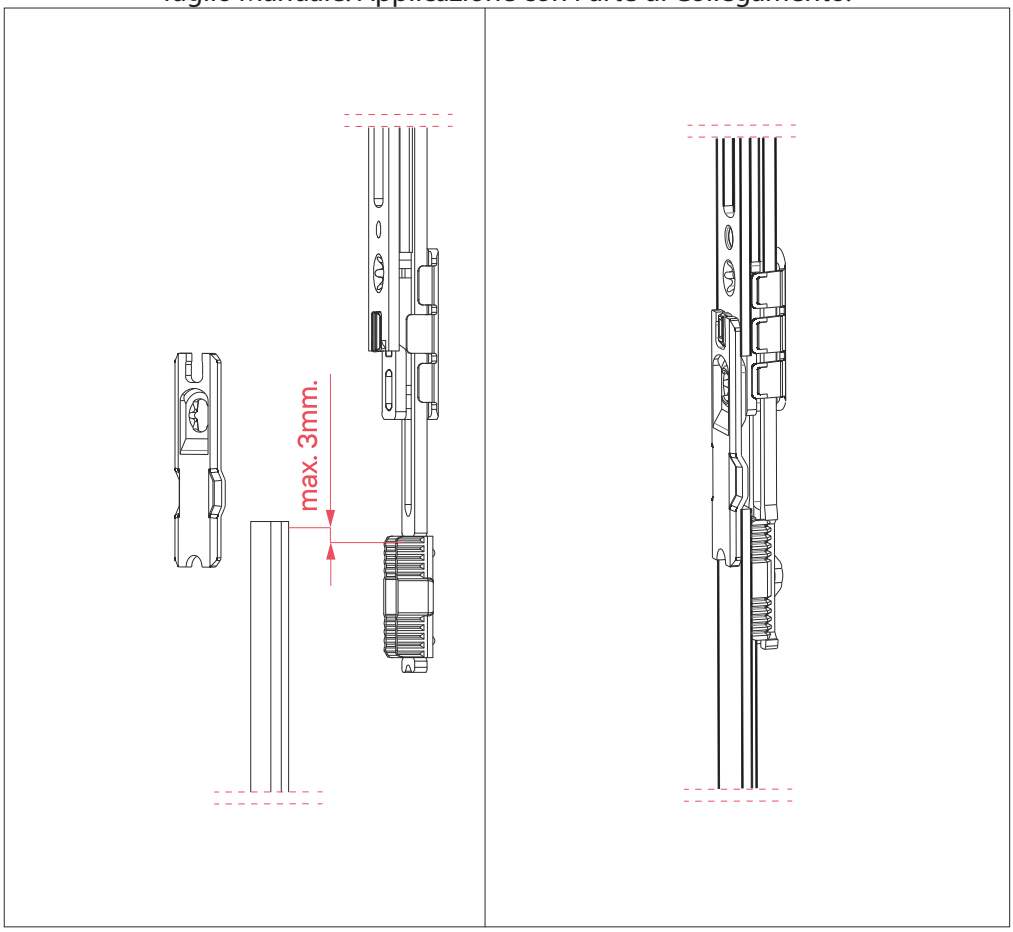

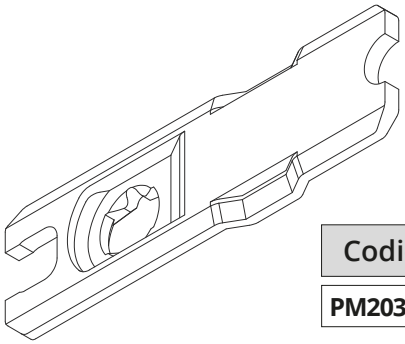

Codice	Descrizione	
PM203103	Placchetta di Aggancio	300

*Utilizzare la placchetta di bloccagio PM203103 in caso di taglio manuale.

Cremonese Vasistas

Altezza Maniglia Centrata / Variabile / E/15 mm

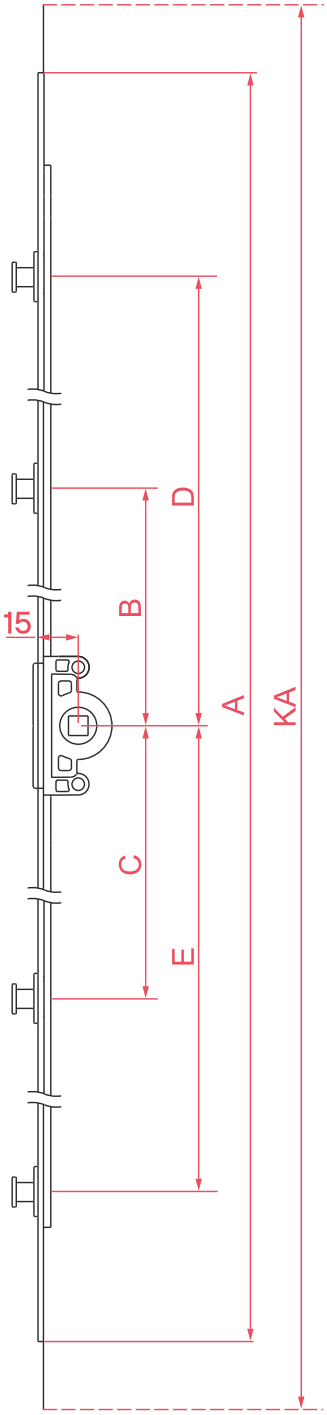

Codice	Descrizione	KA (mm)	A (mm)	B (mm)	C (mm)	D (mm)	E (mm)		
PM200101	Cremonese Vasistas 15 mm	190-280	160			36	-	1	20
PM200102	Cremonese Vasistas 15 mm	280-400	280			72	90	2	20
PM200103	Cremonese Vasistas 15 mm	400-600	400			126	144	2	20
PM200104	Cremonese Vasistas 15 mm	600+800	600			226	244	2	20
PM200105	Cremonese Vasistas 15 mm	800-1000	800			326	344	2	20
PM200106	Cremonese Vasistas 15 mm	1000-1200	1000	106		426	444	3	20
PM200107	Cremonese Vasistas 15 mm	1200-1400	1200	106		526	544	3	20
PM200108	Cremonese Vasistas 15 mm	1400-1600	1400	106		626	644	3	20
PM200109	Cremonese Vasistas 15 mm	1600-1800	1600	106		726	744	3	20
PM200110	Cremonese Vasistas 15 mm	1800-2000	1800	270	288	826	844	4	20
PM200111	Cremonese Vasistas 15 mm	2000-2200	2000	302	320	926	944	4	20

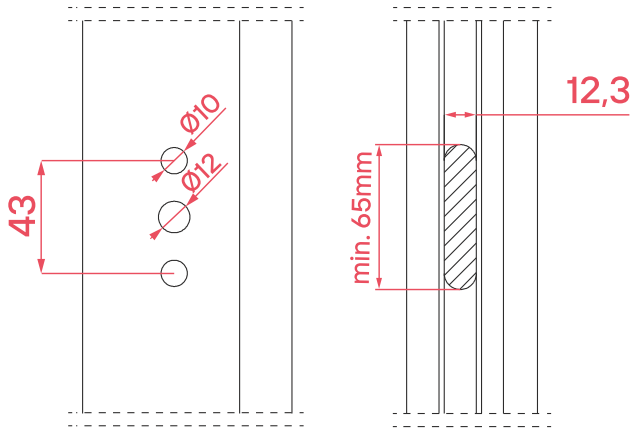

5

GRUPPO ANGOLI

Movimento Angolare 135 x 135 mm

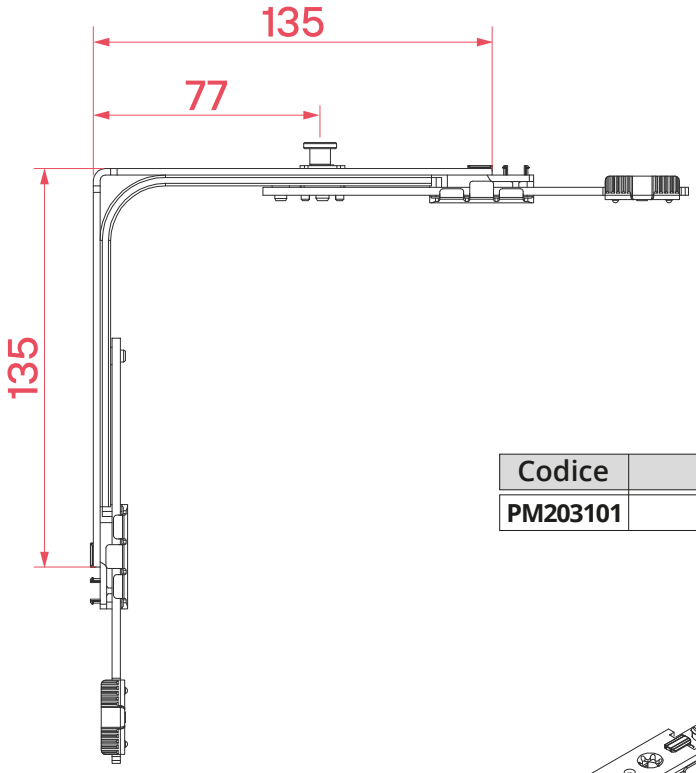

Codice	Descrizione		
PM203101	Movimento Angolare	1	100

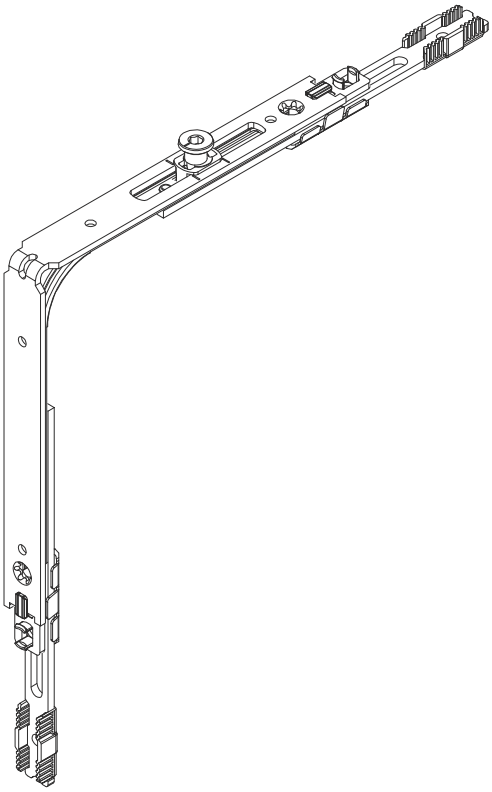

*Utilizzare la placchetta di bloccagio PM203103 in caso di taglio manuale.

Movimento Angolare 170 X 170 mm

Con Piastrina di Blocco

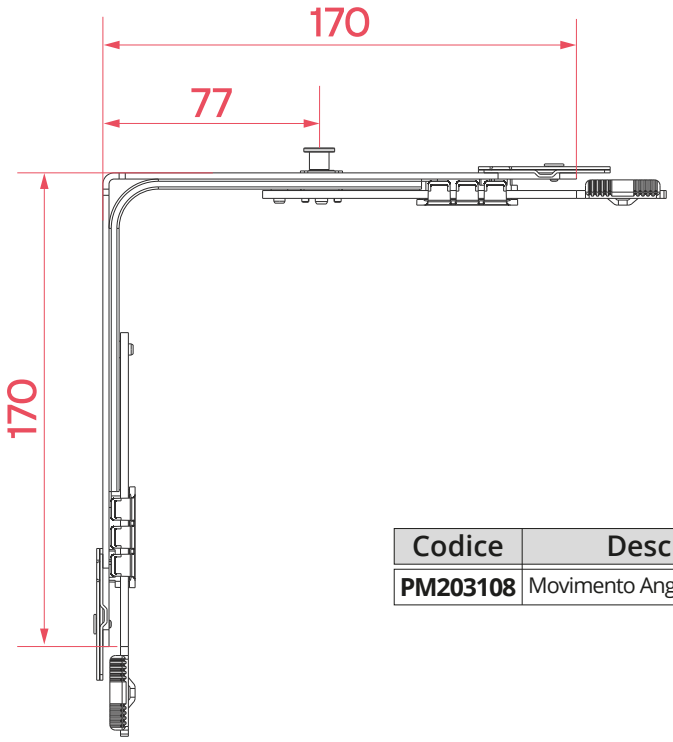

Codice	Descrizione		
PM203108	Movimento Angolare c/Placchetta	1	100

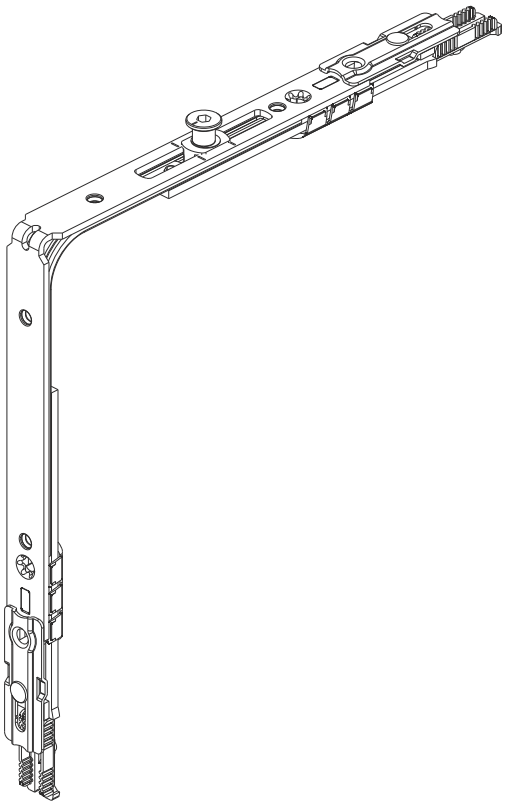

Movimento Angolare per Soglia

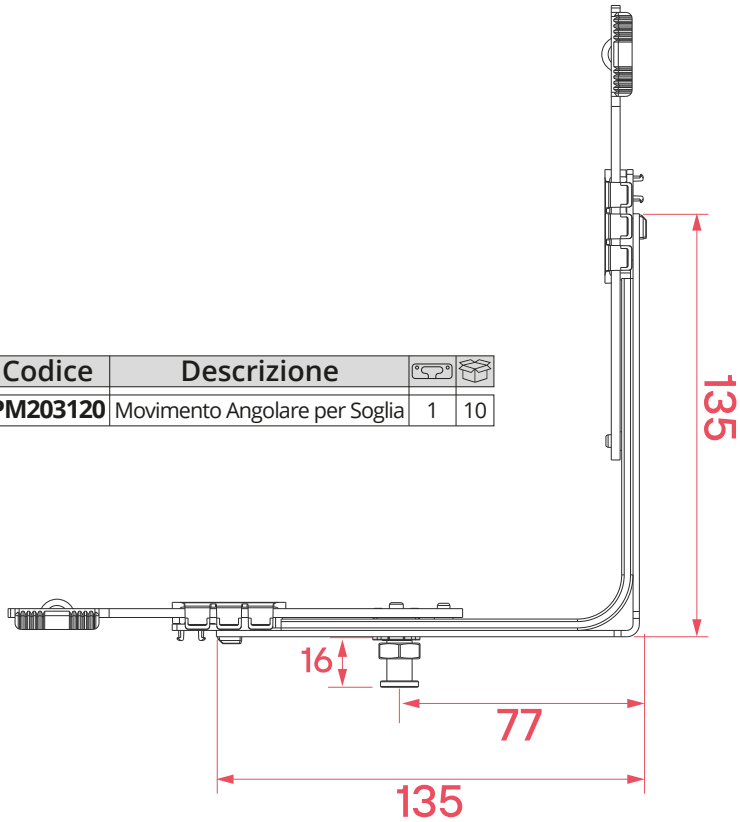

Codice	Descrizione		
PM203120	Movimento Angolare per Soglia	1	10

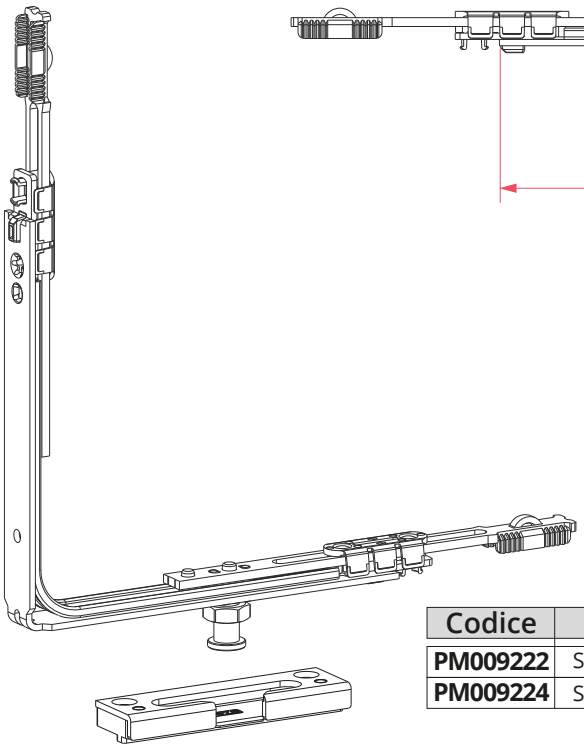

Codice	Descrizione	
PM009222	Scontro Sicurezza 22	100
PM009224	Scontro Sicurezza 24	100

*Utilizzare la placchetta di bloccagio PM203103 in caso di taglio manuale.

Movimento Angolare Ridotto

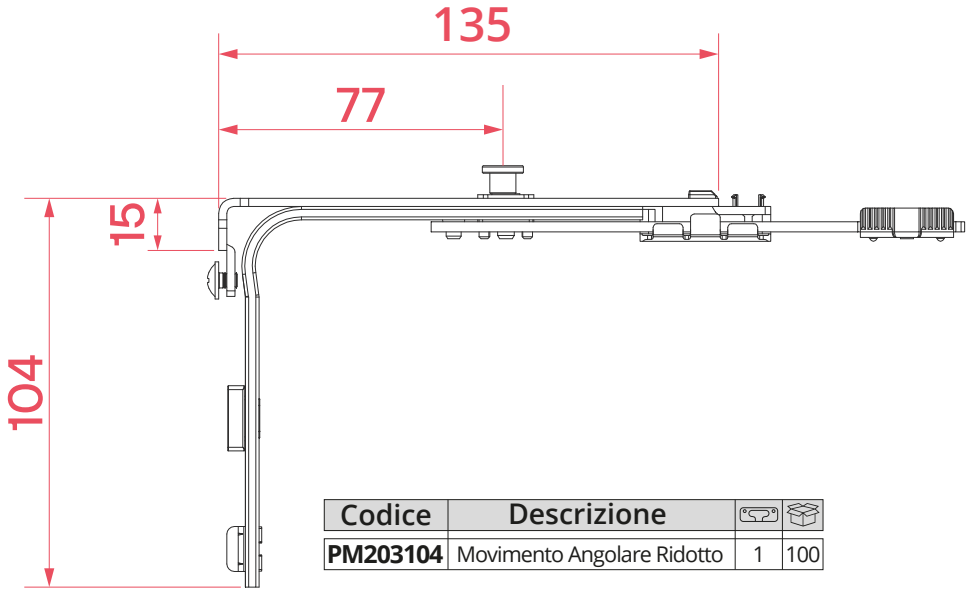

Codice	Descrizione		
PM203104	Movimento Angolare Ridotto	1	100

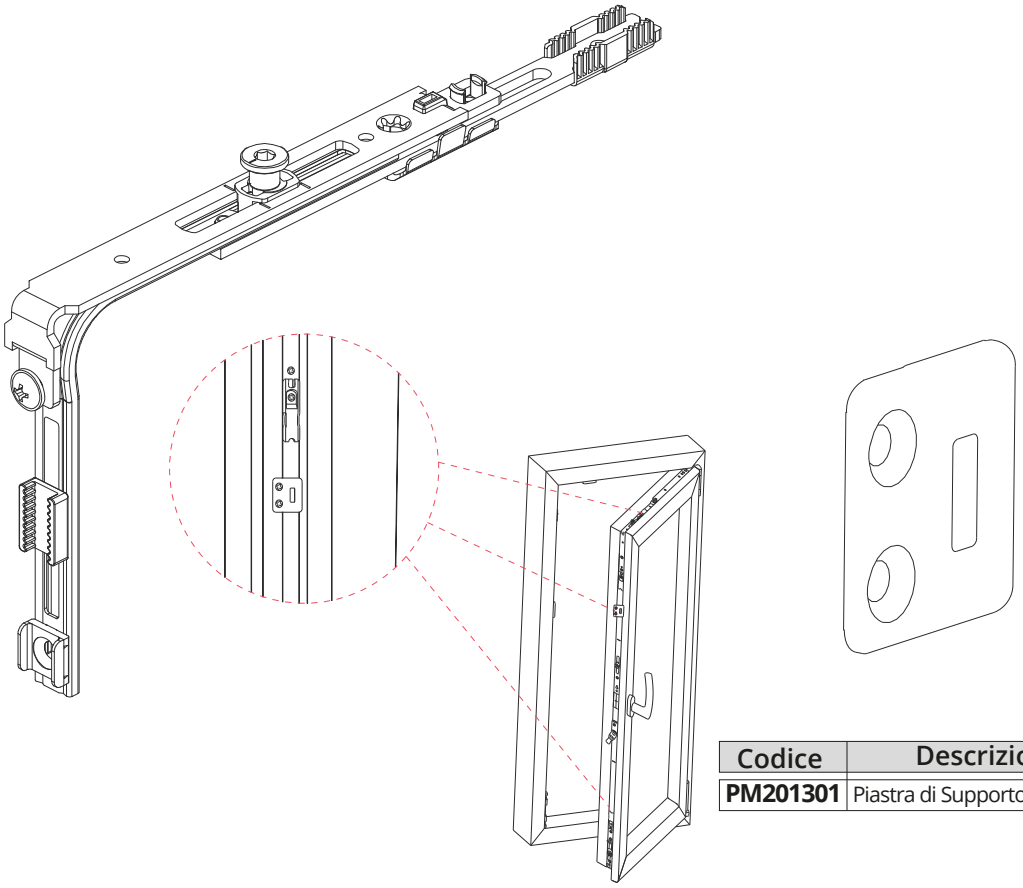

Codice	Descrizione	
PM201301	Piastra di Supporto Aggiuntiva	100

*Utilizzare la placchetta di bloccagio PM203103 in caso di taglio manuale.

Movimento Angolare Ridotto

Con Piastrina di Blocco

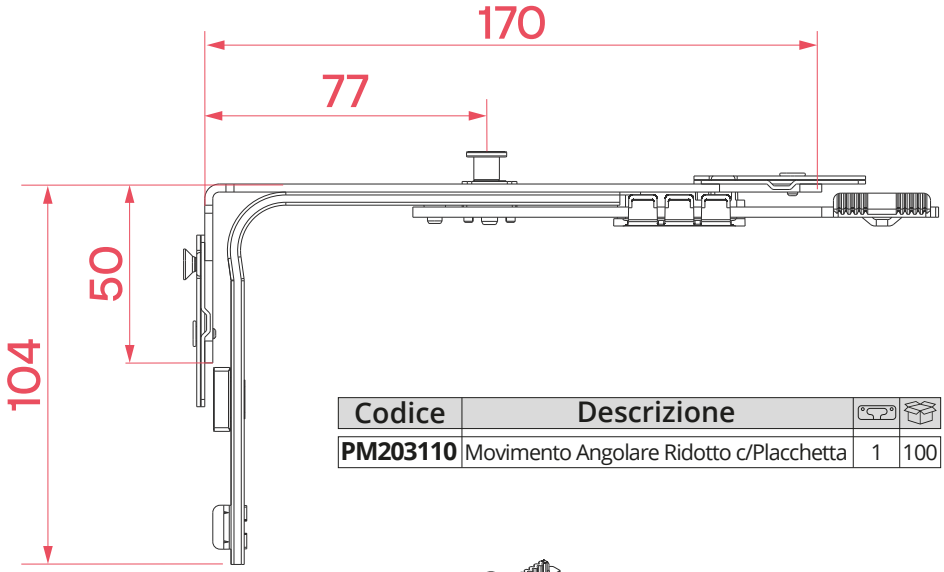

Codice	Descrizione		
PM203110	Movimento Angolare Ridotto c/Placchetta	1	100

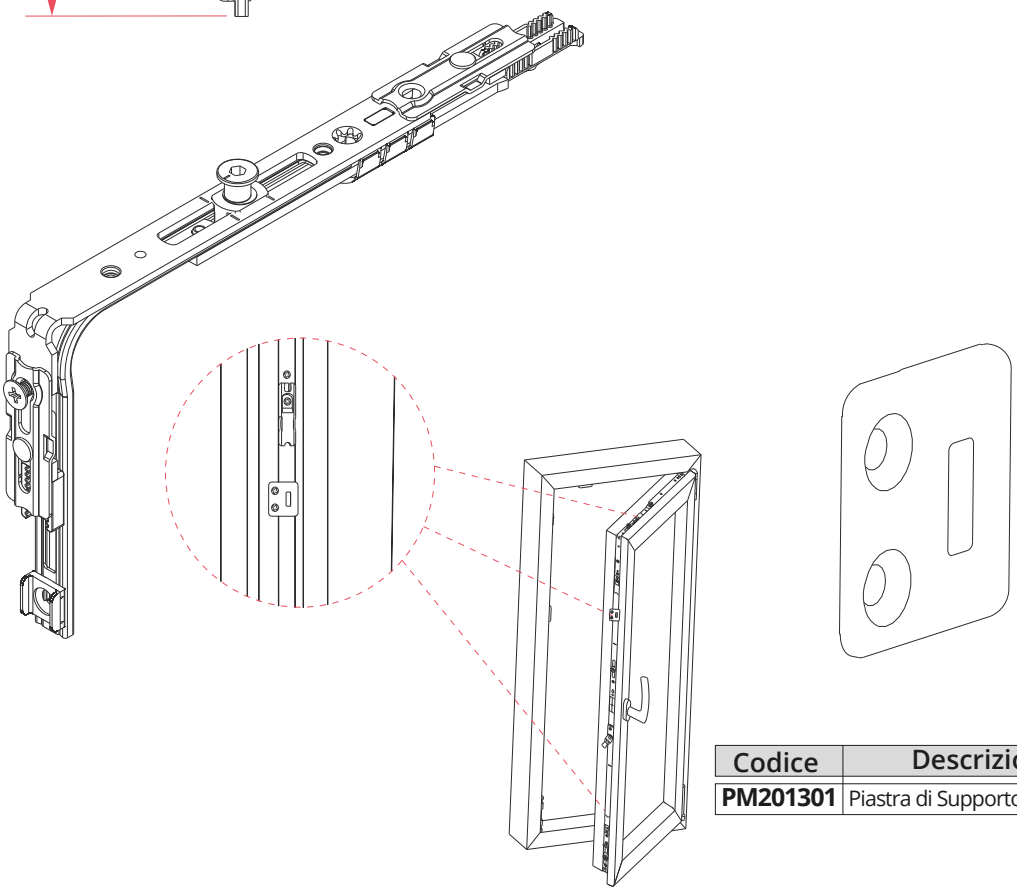

Codice	Descrizione	
PM201301	Piastra di Supporto Aggiuntiva	100

Elemento Centrale

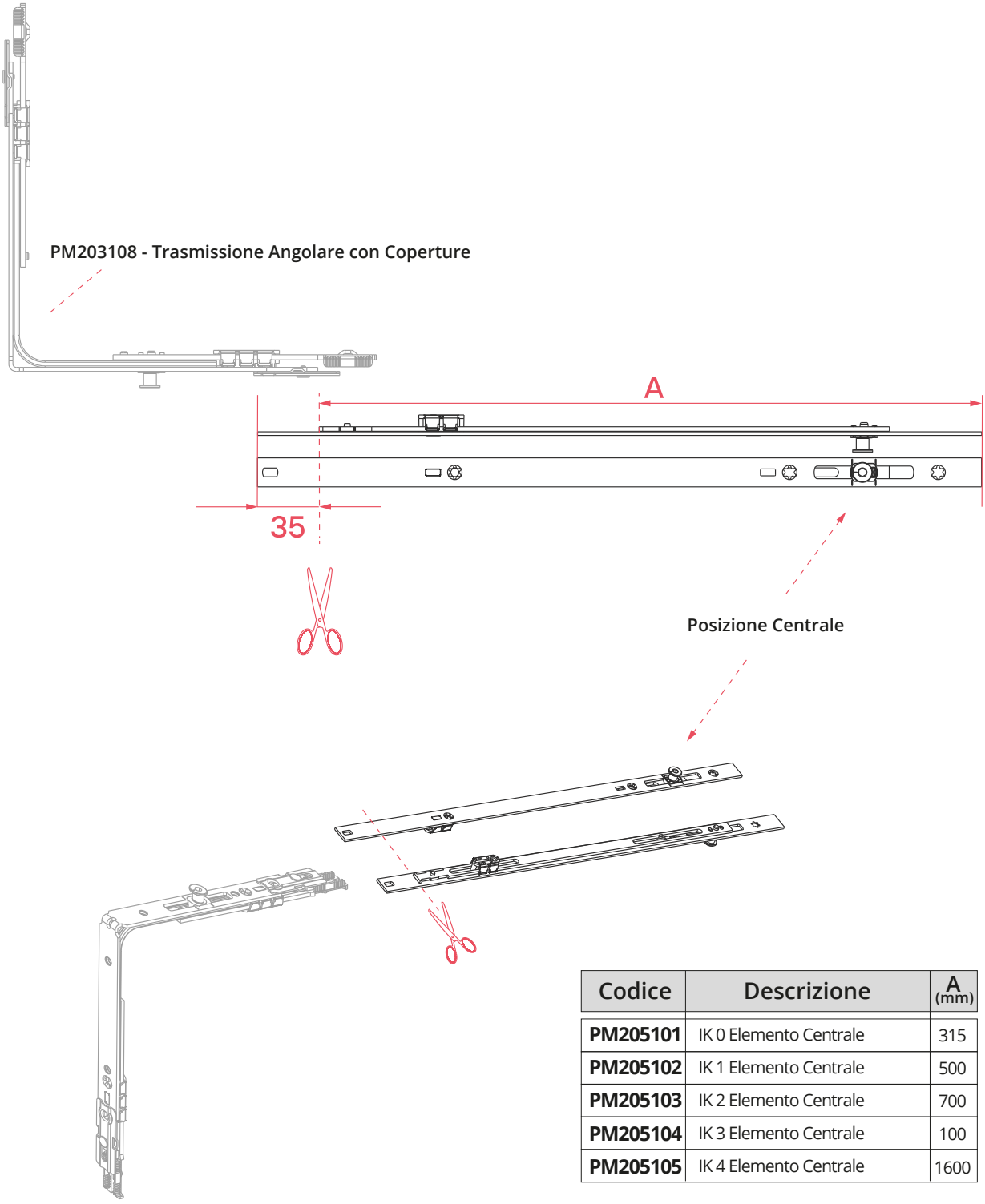

Codice	Descrizione	A (mm)
PM205101	IK 0 Elemento Centrale	315
PM205102	IK 1 Elemento Centrale	500
PM205103	IK 2 Elemento Centrale	700
PM205104	IK 3 Elemento Centrale	100
PM205105	IK 4 Elemento Centrale	1600



6

GRUPPO FORBICI

Forbice A/R

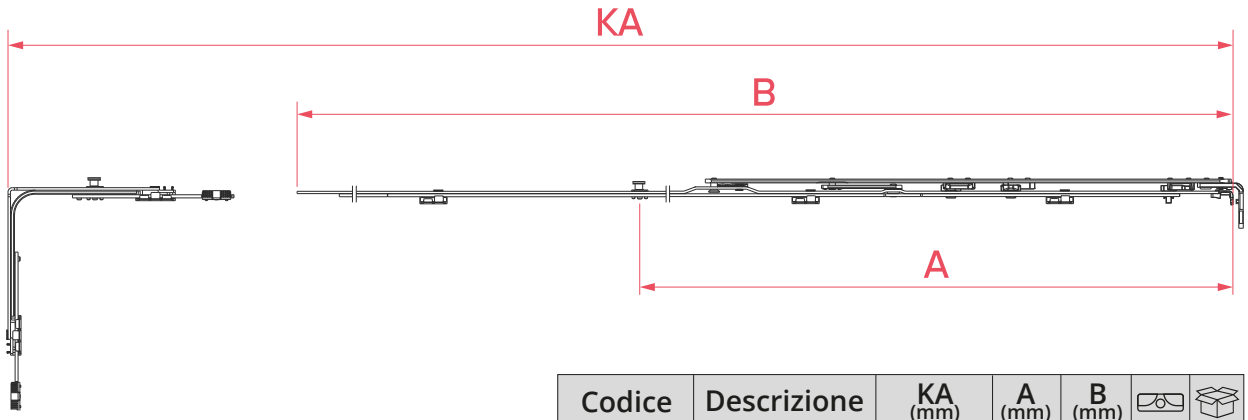

Codice	Descrizione	KA (mm)	A (mm)	B (mm)		
PM204100	Forbice A/R	340-410 *375-410		280		
PM204101	Forbice A/R	411-650 *446-650		520		10
PM204111	Forbice A/R	500-745		610		10
PM204102	Forbice A/R	651-900	400	770	1	10
PM204103	Forbice A/R	901-1150	564	1020	1	10
PM204104	Forbice A/R	1151-1400	718	1270	1	10

*Misure che riguardono l'utilizzo del movimento angolare c/placchetta.

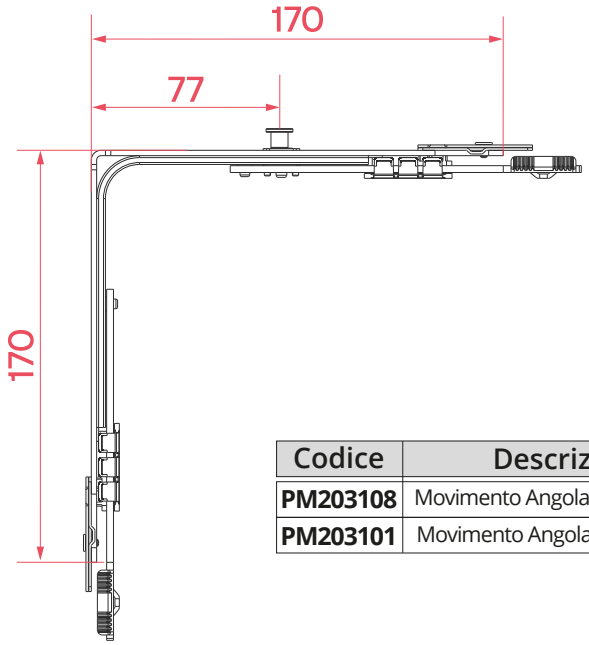

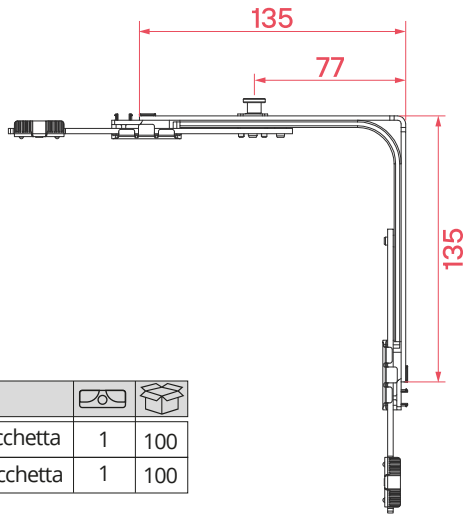

Codice	Descrizione		
PM203108	Movimento Angolare c/Placchetta	1	100
PM203101	Movimento Angolare s/Placchetta	1	100

Forbice per Apertura Logica

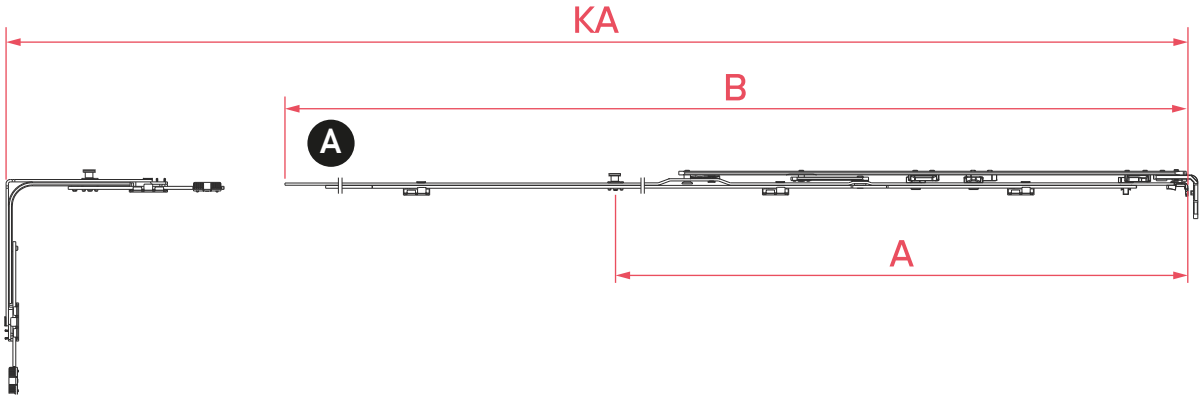

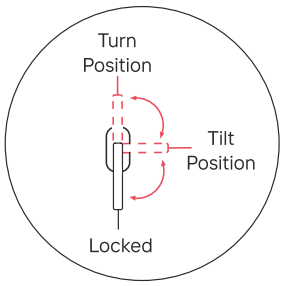

	Codice	Descrizione	KA (mm)	A (mm)	B (mm)		
A	**PM204113**	Forbice per Apertura Logica	340-410 *375-410		280		
	PM204114	Forbice per Apertura Logica	411-650 *446-650		520		10
	PM204115	Forbice per Apertura Logica	651-900	400	770	1	10
	PM204116	Forbice per Apertura Logica	901-1150	564	1020	1	10
	PM204117	Forbice per Apertura Logica	1151-1400	718	1270	1	10

*Misure che riguardono l'utilizzo del movimento angolare c/placchetta.

	Codice	Descrizione	Profile
B	**PM210111**	Scontro Sicurezza per Apertura Logica - Destra	Gealan / Deco/ KBE 70 (227) Novotex 70
	PM210121	Scontro Sicurezza per Apertura Logica - Sinistra	Gealan / Deco/ KBE 70 (227) Novotex 70
	PM210113	Scontro Sicurezza per Apertura Logica - Destra	Rehau / Veka / Vivaplast / WDS / KMG Aluplast / KBE 70 (228)
	PM210123	Scontro Sicurezza per Apertura Logica - Sinistra	Rehau / Veka / Vivaplast / WDS / KMG Aluplast / KBE 70 (228)

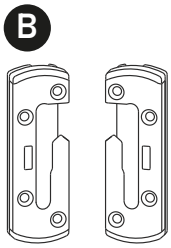





Braccetto Vasistas

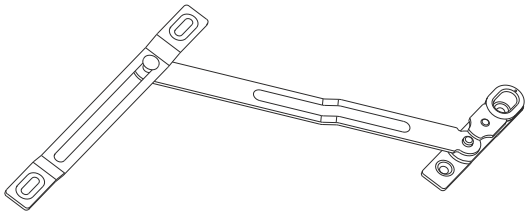

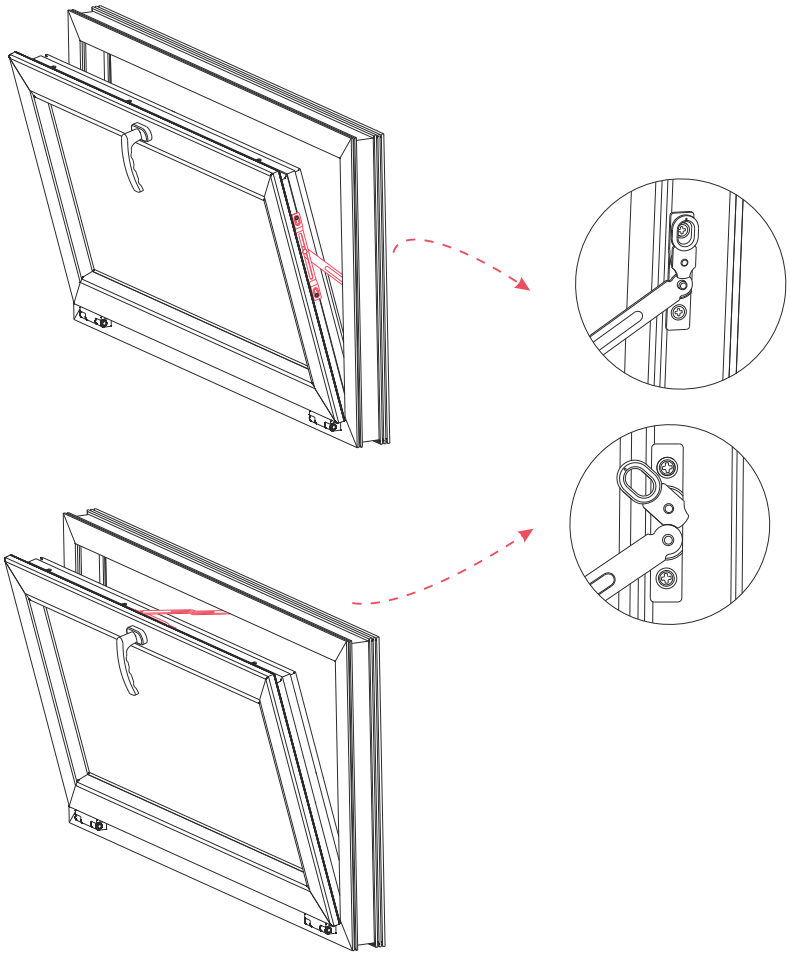

Codice	Descrizione	
PM204161	Braccetto Vasistas	100



7

GRUPPO CHIUSURE LATERALI

Chiusura Laterale

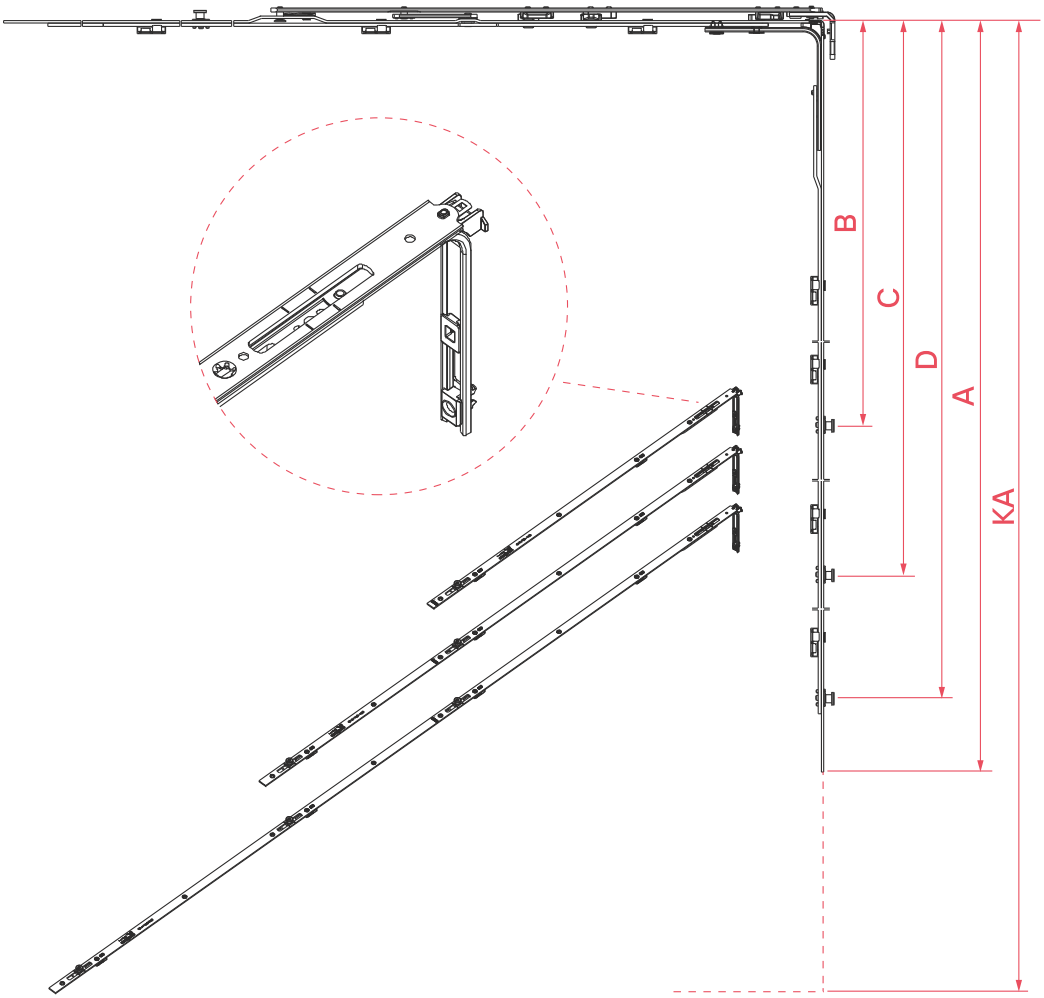

Codice	Descrizione	KA (mm)	A (mm)	B (mm)	C (mm)	D (mm)		
PM205106	Chiusura Laterale	-800	350			285	1	10
PM205107	Chiusura Laterale	801-1160	535			470	1	10
PM205108	Chiusura Laterale	900-1400	735		-	670	1	10
PM205109	Chiusura Laterale	1161-1660	1135	-	670	1070	2	10
PM205110	Chiusura Laterale	1661-2160	1635	670	1070	1570	3	10

Chiusura Laterale RC2

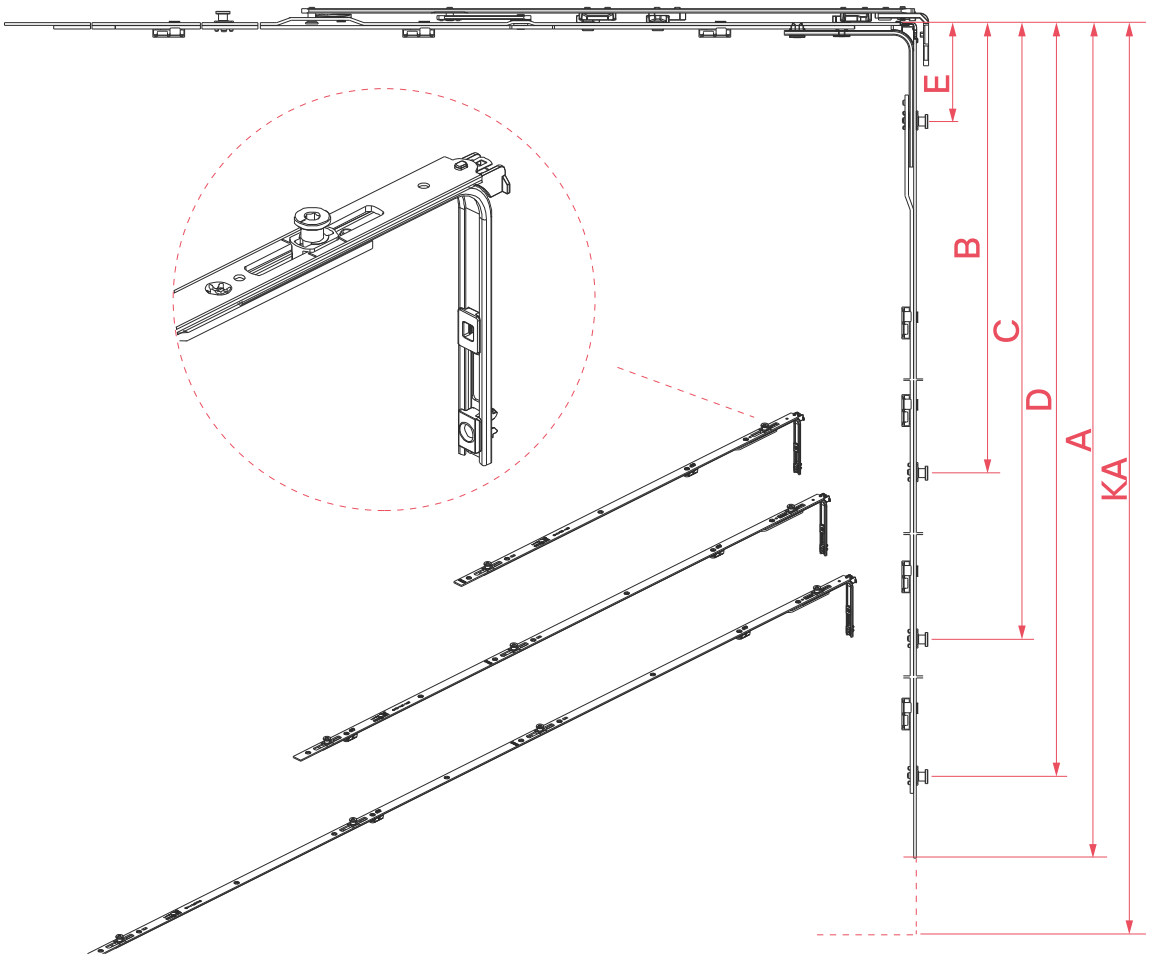

Codice	Descrizione	KA (mm)	A (mm)	B (mm)	C (mm)	D (mm)	E (mm)		
PM205112	Chiusura Laterale	801-1160	535			470	77	2	10
PM205111	Chiusura Laterale	900-1300	635			570	77	2	10
PM205113	Chiusura Laterale	900-1400	735			670	77	2	10
PM205116	Chiusura Laterale	901-1500	835		-	770	77	2	10
PM205114	Chiusura Laterale	1161-1660	1135	-	670	1070	77	3	10
PM205115	Chiusura Laterale	1660-2160	1635	670	1070	1570	77	4	10

Chiusura Laterale Prolungabile

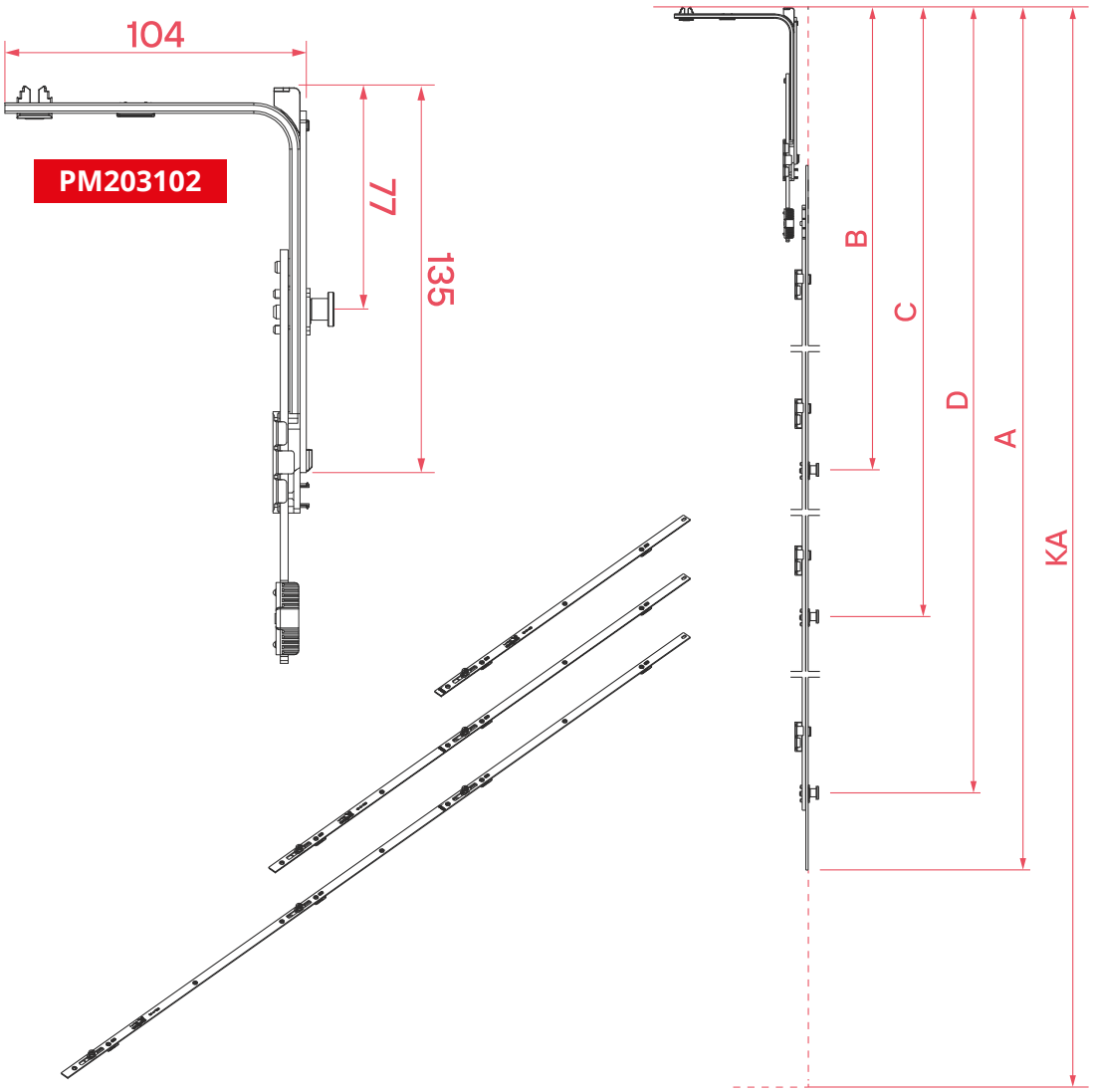

Codice	Descrizione	KA (mm)	A (mm)	B (mm)	C (mm)	D (mm)		
PM205101	Elemento Centrale	-800	350			285	1	10
PM205102	Elemento Centrale	801-1160	535			470	1	10
PM205103	Elemento Centrale	900-1400	735		-	670	1	10
PM205104	Elemento Centrale	1161-1660	1135	-	670	1070	2	10
PM205115	Elemento Centrale	1661-2160	1635	670	1070	1570	3	10

8

GRUPPO CERNIERE

Supporto Superiore Telaio e Perno

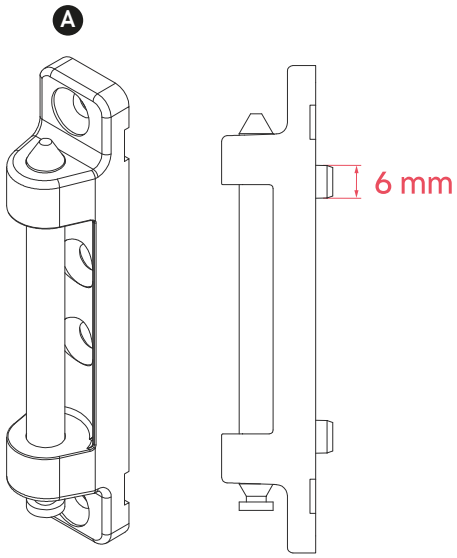

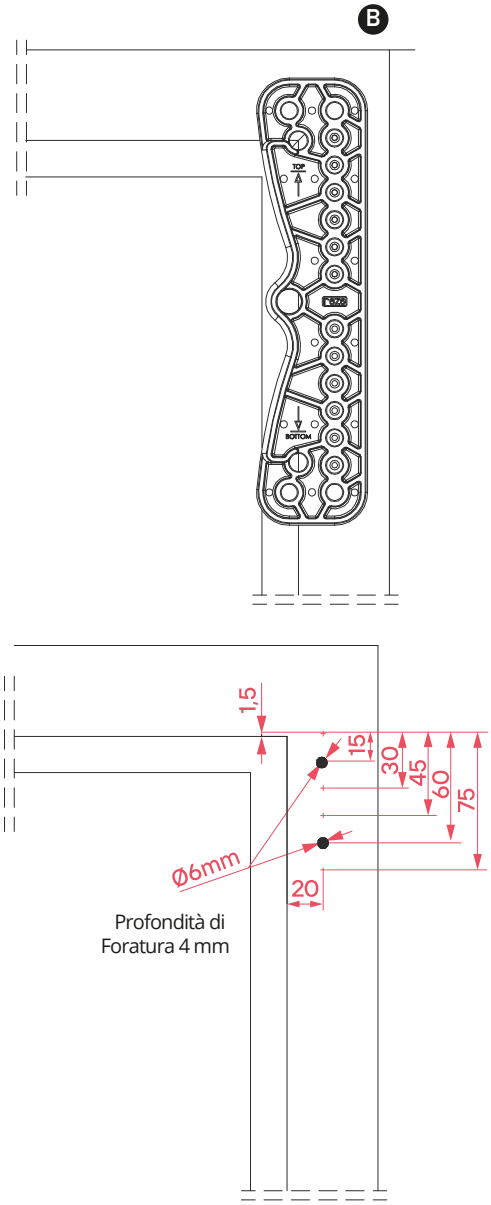

	Codice	Descrizione	
A	**PM208102**	Supporto Superiore Telaio e Perno	100
B	**PM222102**	Dima per Supporto Superiore Telaio	100

Cerniera e Bandella

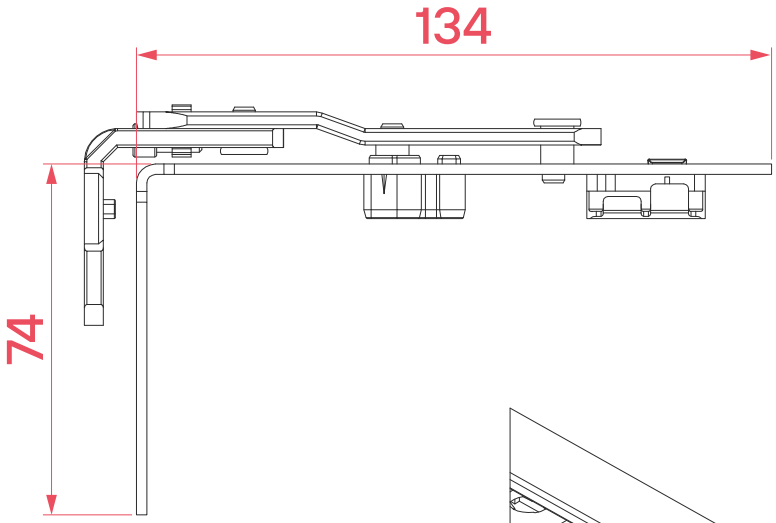

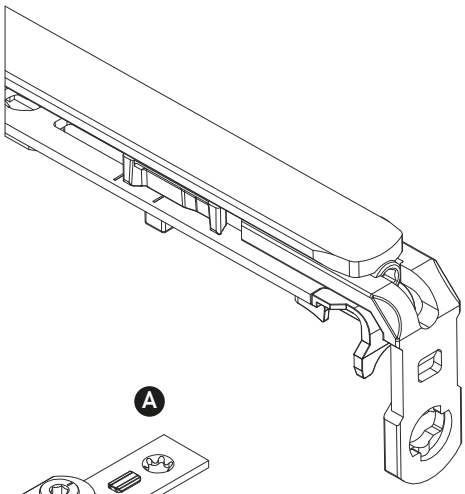

	Codice	Descrizione	
A	**PM204171**	Cerniera Bandiera	100
B	**PM207102**	Bandella 13 / 20 mm	100

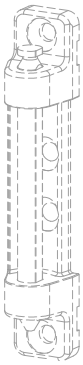

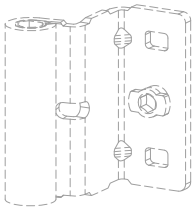

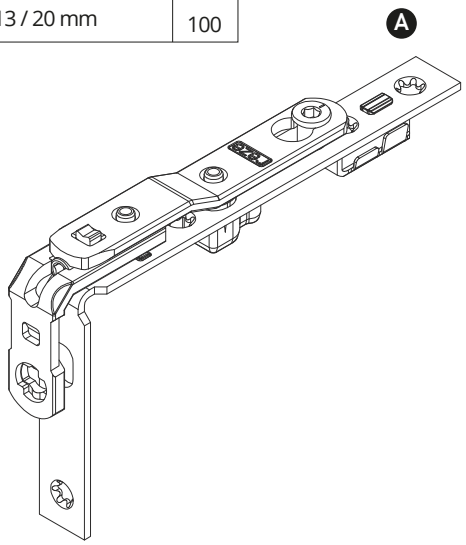

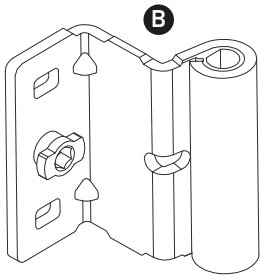

Supporto Inferiore Telaio

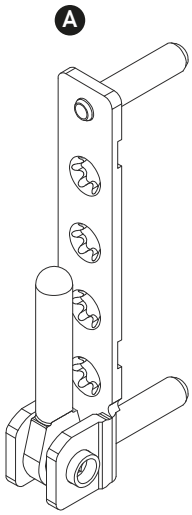

	Codice	Descrizione	
A	**PM208202**	Supporto Telaio Inferiore 6 mm	100
B	**PM222102**	Dima Supporto Telaio Inferiore	1

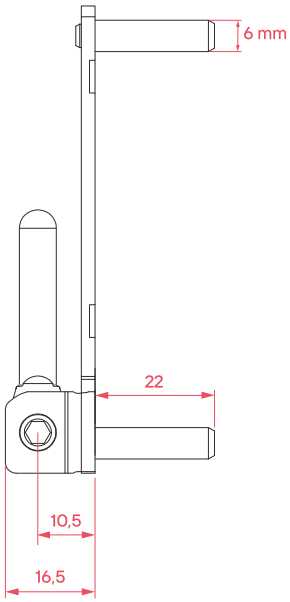

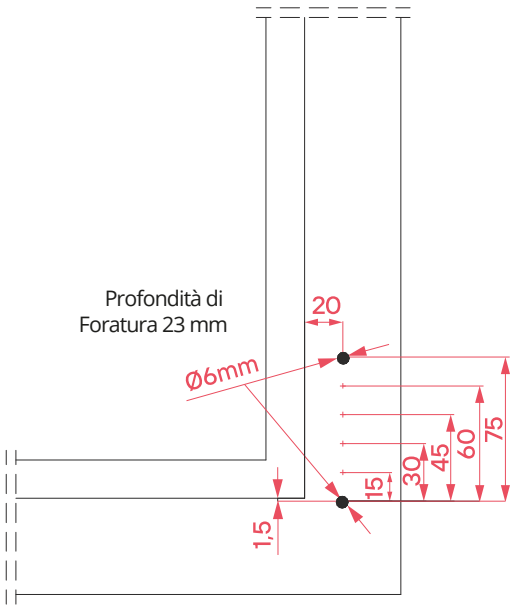

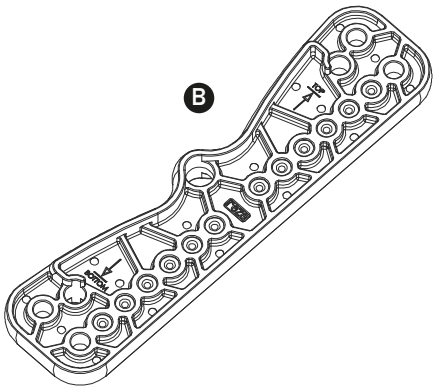

Cerniera Forare

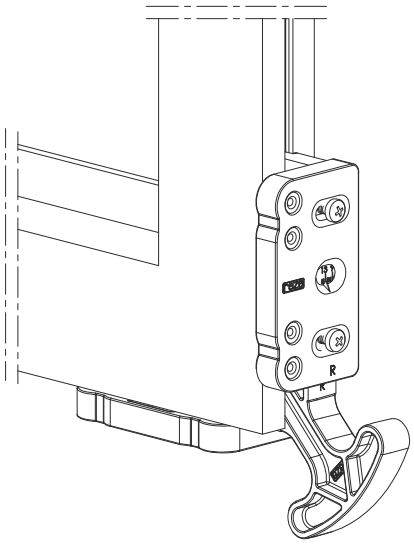

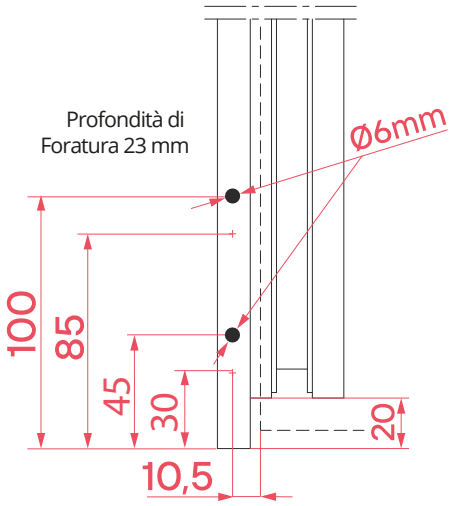

	Codice	Descrizione	
A	**PM207202**	Cerniera a Forare	100
B	**PM222104**	Dima per Cerniera a Forare	1

A

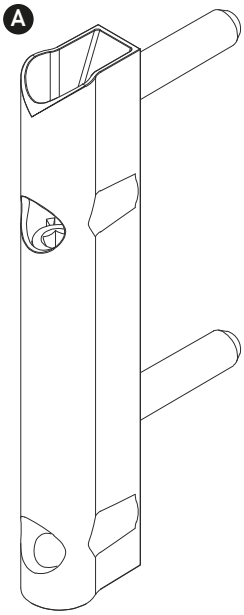

B

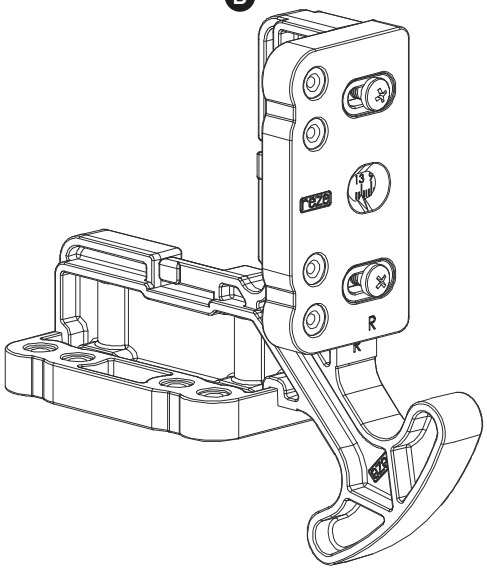

Cerniera Forare Frizionata

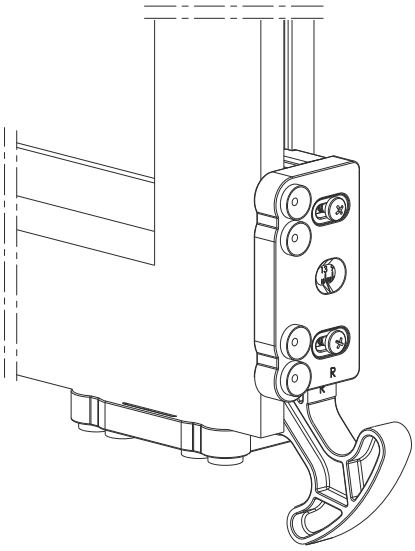

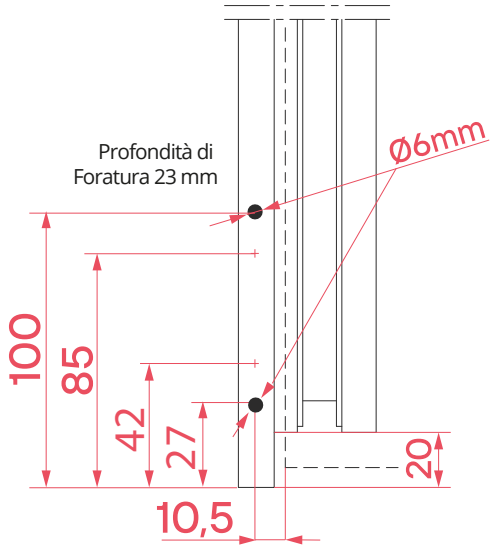

	Codice	Descrizione	
A	**PM207208**	Cerniera a Forare Frizionata	100
B	**PM222110**	Dima per Cerniera a Forare Frizionata	1

A



B

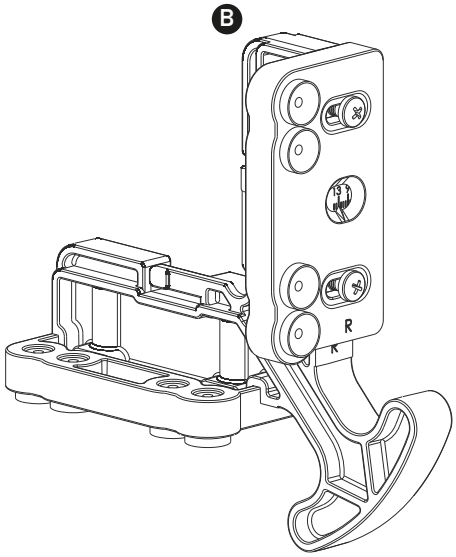

Cerniera Angolare

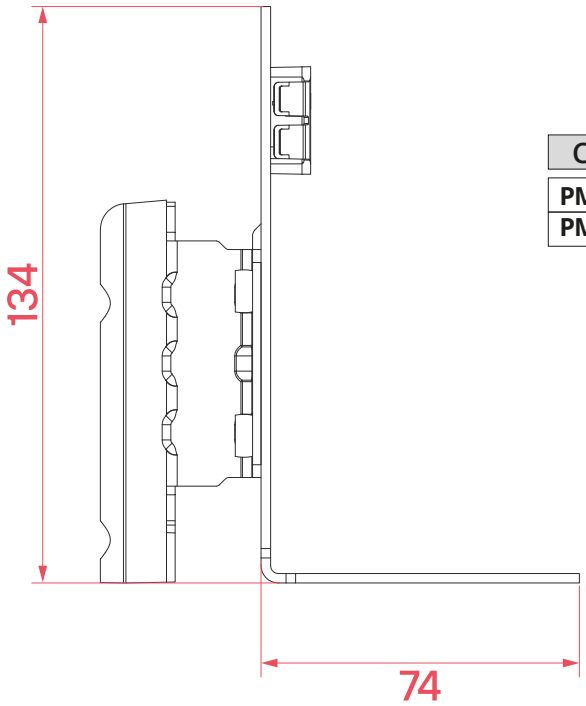

Codice	Descrizione	
PM207203	Cerniera Angolare Sinistra	100
PM207204	Cerniera Angolare Destra	100

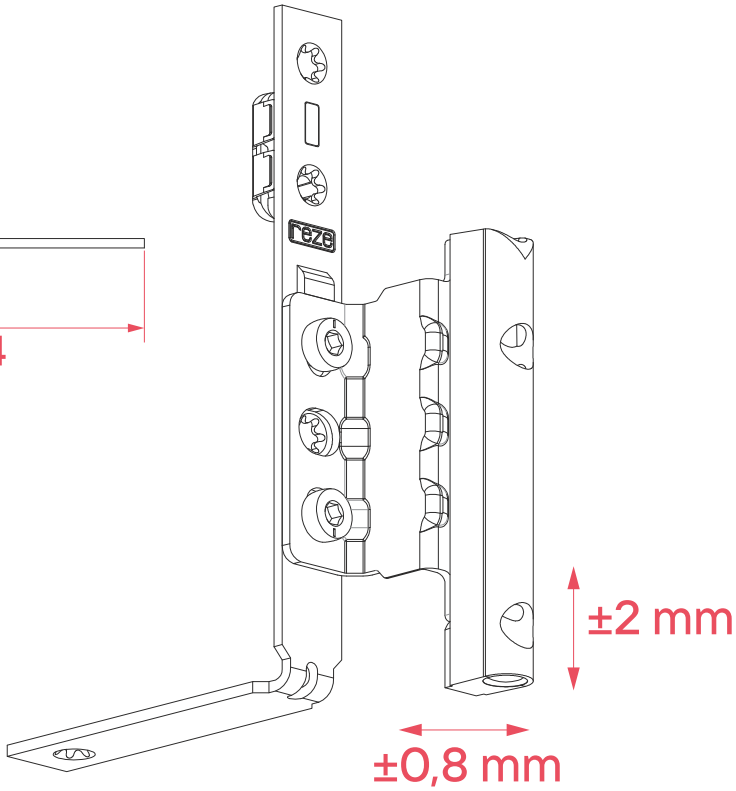

Cerniera Centrale o Vasistas

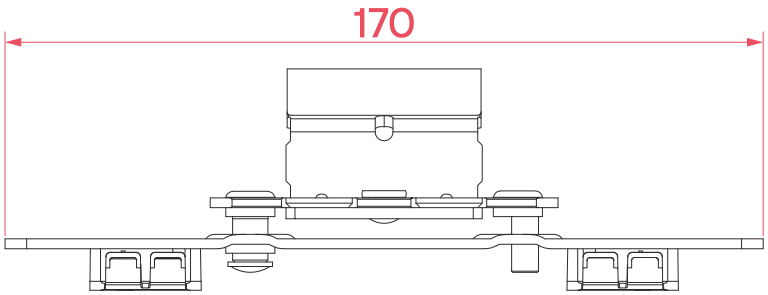

Codice	Descrizione	
PM221102	Cerniera Centrale/Vasistas 20/13 mm	100

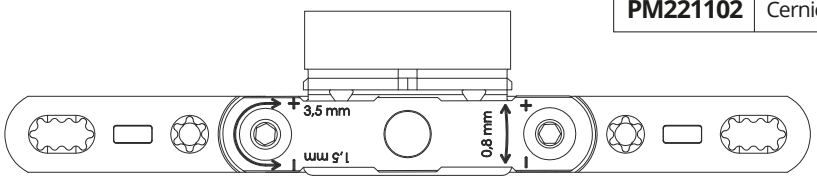

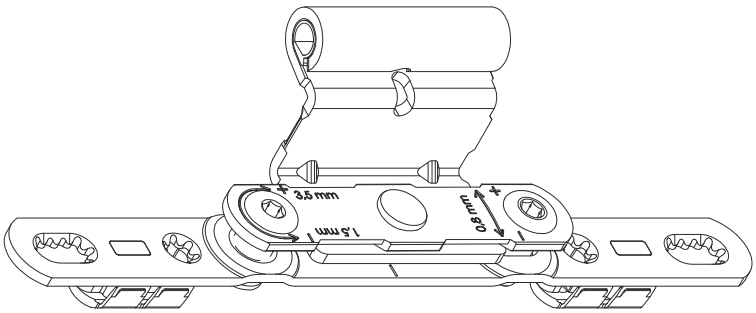

Cerniera a Scomparsa

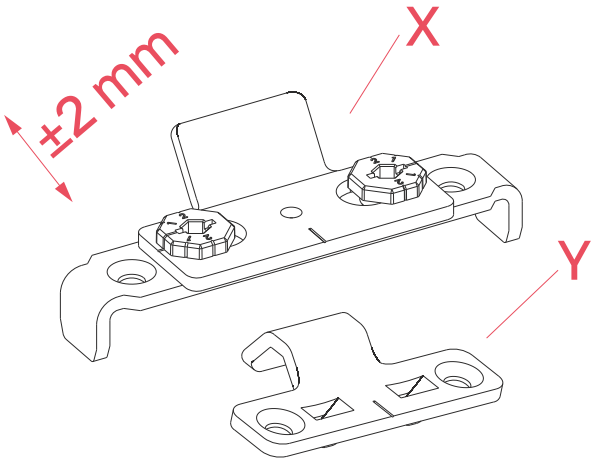

Codice	Descrizione	
PM221121	Cerniera a Scomparsa 13 mm	100

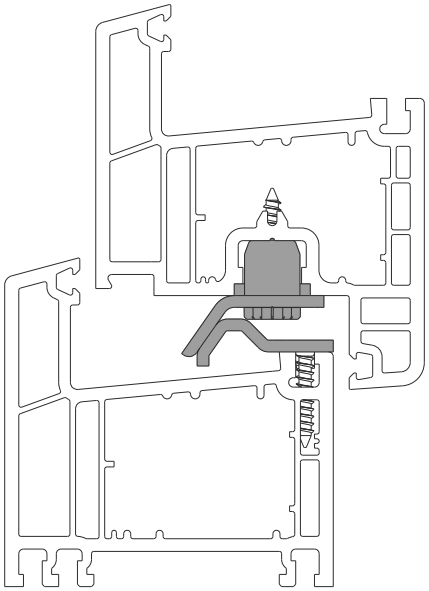

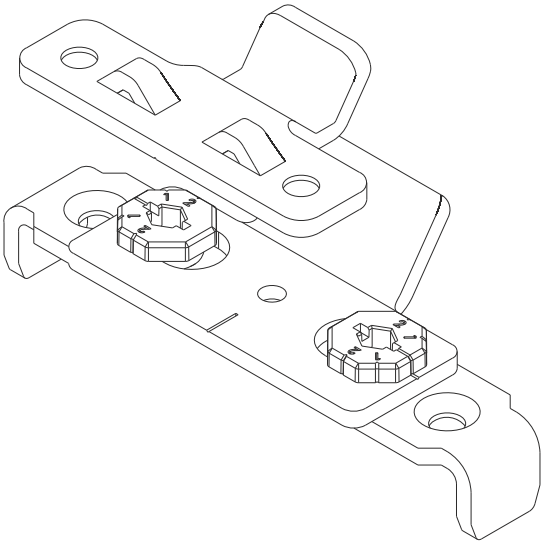

Coperture

A

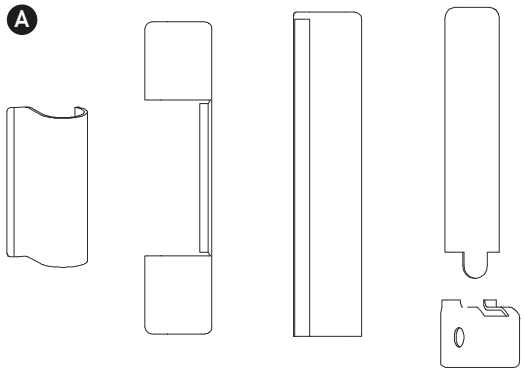

Kit 5 Pz

	Codice	Descrizione	Colore	
A	**PM220101**	Kit Coperture 5 Pz	RAL 9016	100
	PM220141	Kit Coperture 5 Pz	RAL 8017	100
	PM220181	Kit Coperture 5 Pz	Argento	100
	PM220221	Kit Coperture 5 Pz	Bronzo	100
	PM220311	Kit Coperture 5 Pz	Avorio	100
	PM220241	Kit Coperture 5 Pz	Gold	100
	PM220156	Kit Coperture 5 Pz	Nero	100

B

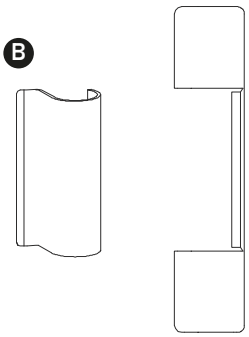

Kit 2 Pz

	Codice	Descrizione	Colore	
B	**PM220187**	Kit Copertura 2 Pz	Argento	100
	PM220107	Kit Copertura 2 Pz	RAL 9016	100
	PM220227	Kit Copertura 2 Pz	Bronzo	100
	PM220247	Kit Copertura 2 Pz	Gold	100
	PM220343	Kit Copertura 2 Pz	Nero	100
	PM220287	Kit Copertura 2 Pz	RAL 8017	100

Coperture Dx e Sx

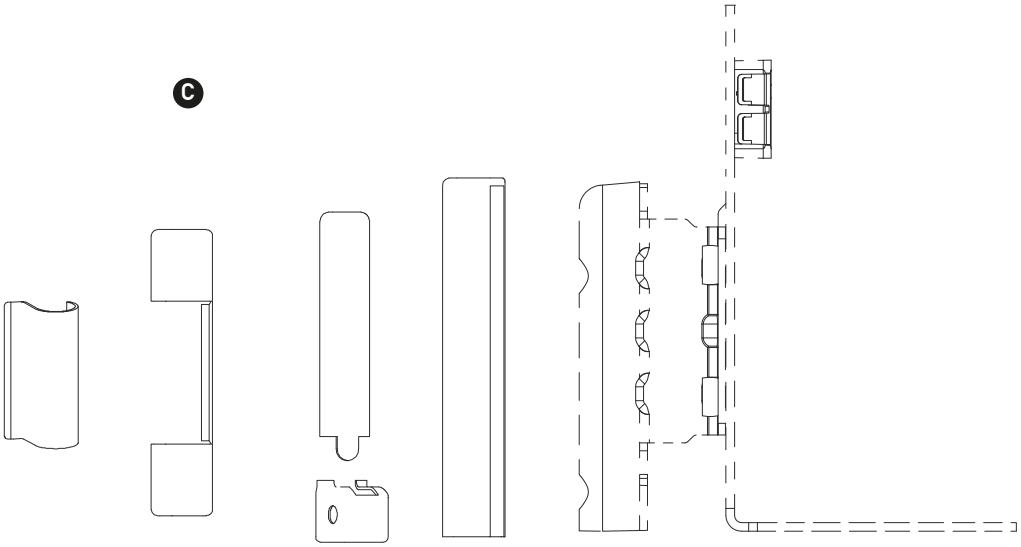

	Codice	Descrizione	Colore	
C	**PM220108**	Kit Coperture 5 Pz - Destra	RAL 9016	100
	PM220109	Kit Coperture 5 Pz - Sinistra	RAL 9016	100
	PM220188	Kit Coperture 5 Pz - Destra	Argento	100
	PM220189	Kit Coperture 5 Pz - Sinistra	Argento	100
	PM220318	Kit Coperture 5 Pz - Destra	Avorio	100
	PM220319	Kit Coperture 5 Pz - Sinistra	Avorio	100
	PM220148	Kit Coperture 5 Pz - Destra	Ral 8017	100
	PM220149	Kit Coperture 5 Pz - Sinistra	Ral 8017	100
	PM220228	Kit Coperture 5 Pz - Destra	Bronzo	100
	PM220229	Kit Coperture 5 Pz - Sinistra	Bronzo	100
	PM220248	Kit Coperture 5 Pz - Destra	Gold	100
	PM220449	Kit Coperture 5 Pz - Sinistra	Gold	100

9

SCONTRI

Scontri Nottolino

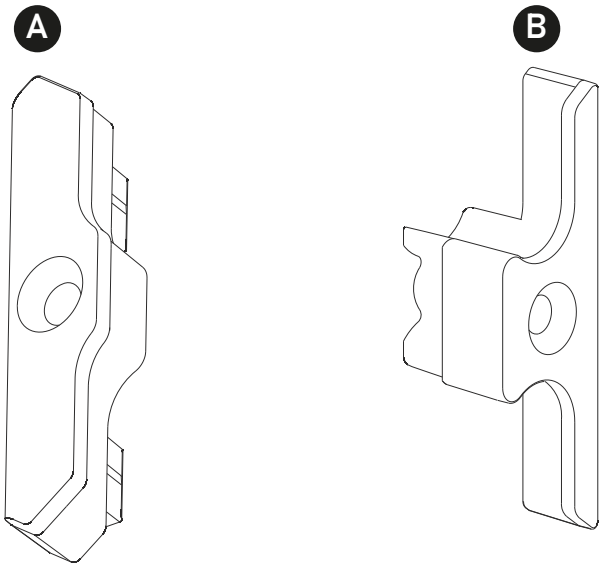

	Codice	Descrizione	Profili	
A	**PM211101**	Scontro Nottolino	Gealan / Deco	100
	PM211103	Scontro Nottolino	Rehau / Veka / Vivaplast / WDS / KMG /Aluplast /SL72 / Schuco / Italpastik / Roplasto / Deceuninck	100
	PM211105	Scontro Nottolino	Salamander 76 / Alphacan	100
	PM211106	Scontro Nottolino	Everest	100
B	**PM211901**	Scontro Nottolino	Scambio Batuta	100

Scontri Sicurezza

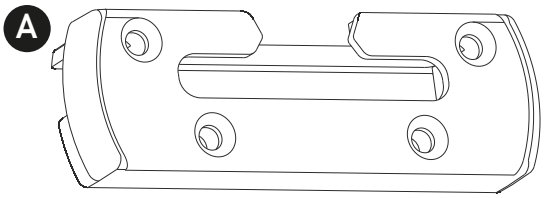

	Codice	Descrizione	Profili	
A	**PM210101**	Scontro Ribalta	Gealan / Deco	100
	PM210103	Scontro Ribalta	Rehau / Veka / Vivaplast / WDS / KMG /Aluplast /SL72 / Schuco / Italpastik / Roplasto / Deceuninck	100
	PM210105	Scontro Ribalta	Salamander 76 / Alphacan	100

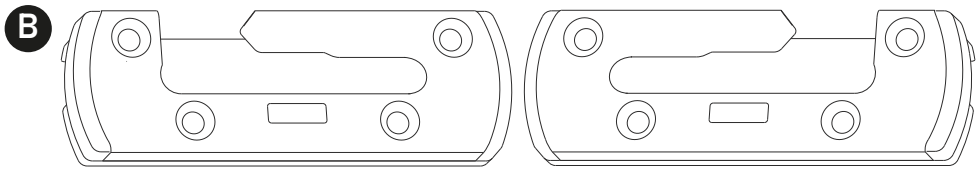

	Codice	Descrizione	Profili	
B	**PM210111**	Scontro Chiusura Logica Dx	Gealan / Deco	100
	PM210121	Scontro Chiusura Logica Sx	Gealan / Deco	100
	PM210113	Scontro Chiusura Logica Dx	Rehau / Veka / WDS / KMG /Aluplast /SL72 / Schuco / Italpastik / Roplasto / Deceuninck	100
	PM210123	Scontro Chiusura Logica Sx	Rehau / Veka / WDS / KMG /Aluplast /SL72 / Schuco / Italpastik / Roplasto / Deceuninck	100

Scontri Vari

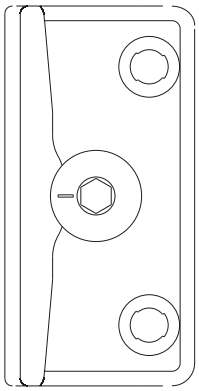

Codice	Descrizione	
PM214101	Scontro Falsa Manovra 1A	100
PM214901	Scontro Falsa Manovra 2A	100
PM214902	*Scontro Falsa Manovra 2A	100

***Kommerling 76**

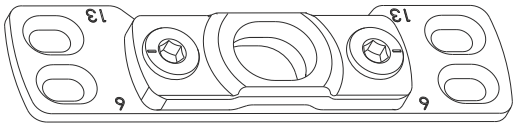

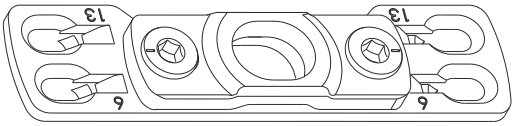

Codice	Descrizione	
PM213102	Scontro Catenaccio Finestra	100
PM213103	Scontro Catenaccio Porta	100
PM213104	Scontro Catenaccio Porta Liscio	100

Scontri per Sistema Soglia

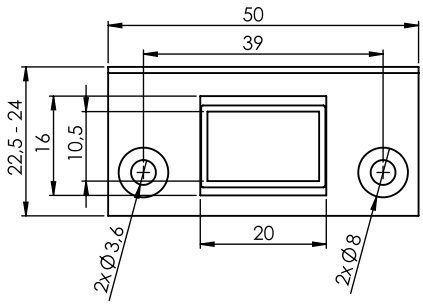

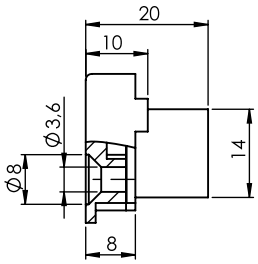

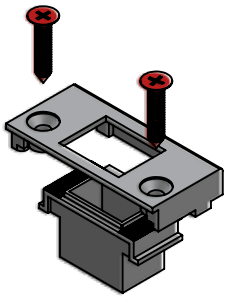

Codice	Descrizione	
PMSKDB.DSH	Scontro Catenaccio Sistema Soglia 22 mm	100
PMSS22.50X24	Scontro Catenaccio Sistema Soglia 24 mm	100

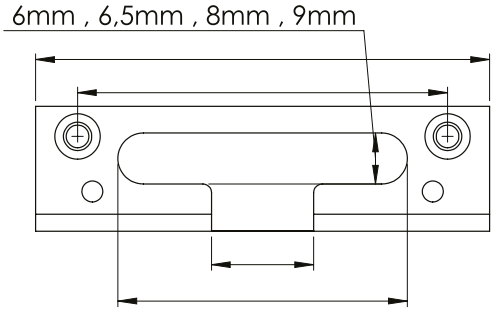

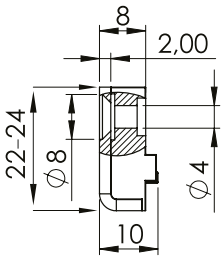

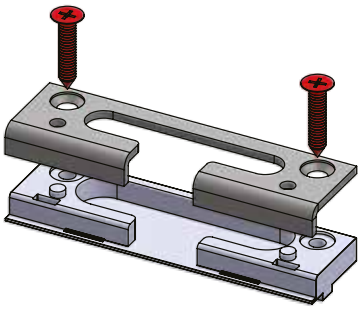

Codice	Descrizione	
PM009222	Scontro di Sicurezza per Soglia 22mm	100
PM009224	Scontro di Sicurezza per Soglia 24mm	100

10

ACCESSORI VARI

Asta Cremonese E/25

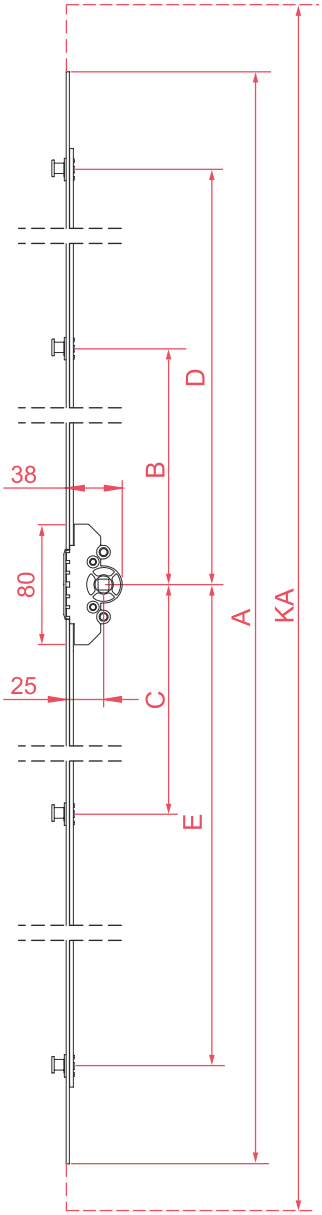

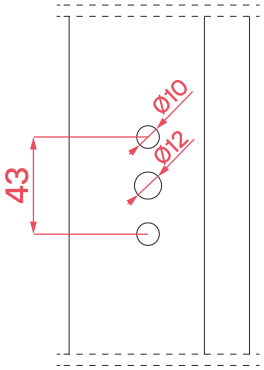

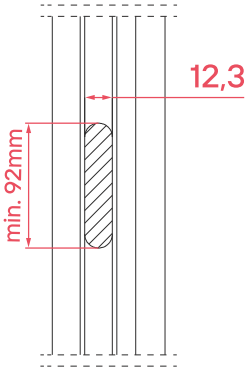

Codice	Descrizione	KA (mm)	A (mm)	B (mm)	C (mm)	D (mm)	E (mm)		
PM200229	Cremonese Variabile - E/25 mm	1600-1800	1600	115	-	735	735	3	20
PM200230	Cremonese Variabile - E/ 25 mm	1800-2000	1800	279	279	835	835	4	20
PM200231	Cremonese Variabile - E/ 25 mm	2000-2200	2000	311	311	935	935	4	20

Asta Cremonese A/R e Battente con Cilindro

E/25-180 - E/35-180

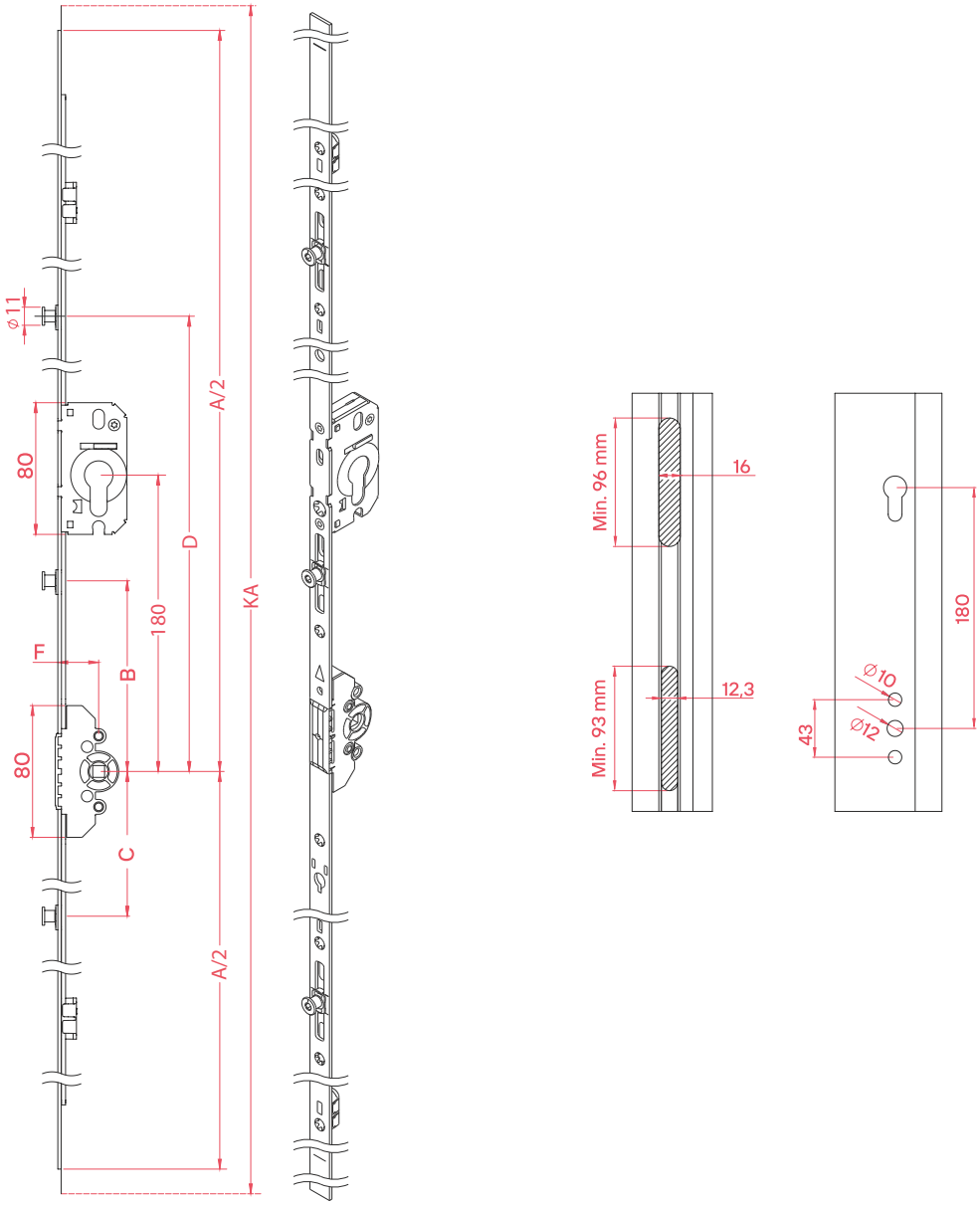

Codice	Descrizione	KA (mm)	A (mm)	B (mm)	C (mm)	D (mm)	E (mm)	F (mm)		
PM201147	Cremonese Variabile E/25-180	1161-1660	1400	115	304	-	-	25	3	20
PM201148	Cremonese Variabile E/25-180	1661-2160	1900	115	438	438	-	25	4	20
PM201149	Cremonese Variabile E/25-180	1900-2400	2140	115	438	438	-	25	4	20
PM201247	Cremonese Variabile **E/35-180**	1161-1660	1400	115	304	-	-	35	2	10
PM201248	Cremonese Variabile **E/35-180**	1661-2160	1900	115	438	438	-	35	3	10
PM201249	Cremonese Variabile **E/35-180**	1900-2400	2140	115	438	438	-	35	3	10

Movimento Angolare Doppio Nottolino

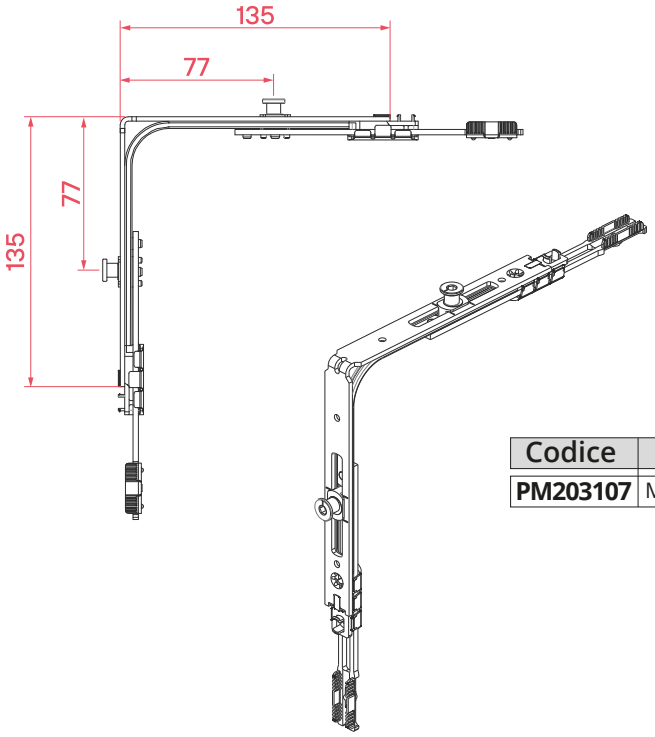

Codice	Descrizione		
PM203107	Movimento Angolare con Doppio Nottolino	2	100

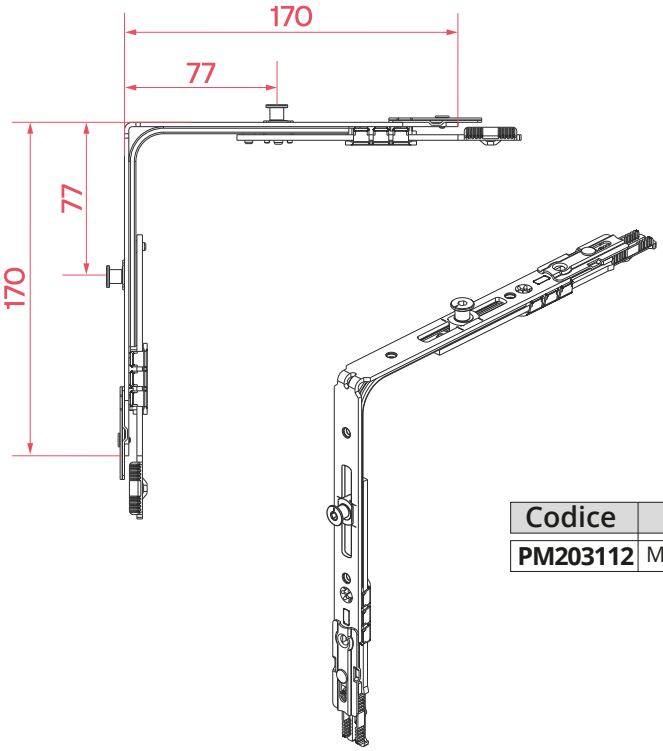

Codice	Descrizione		
PM203112	Movimento Angolare Doppio Nottolino c/plachetta	2	100

Scontro per Microventilazione

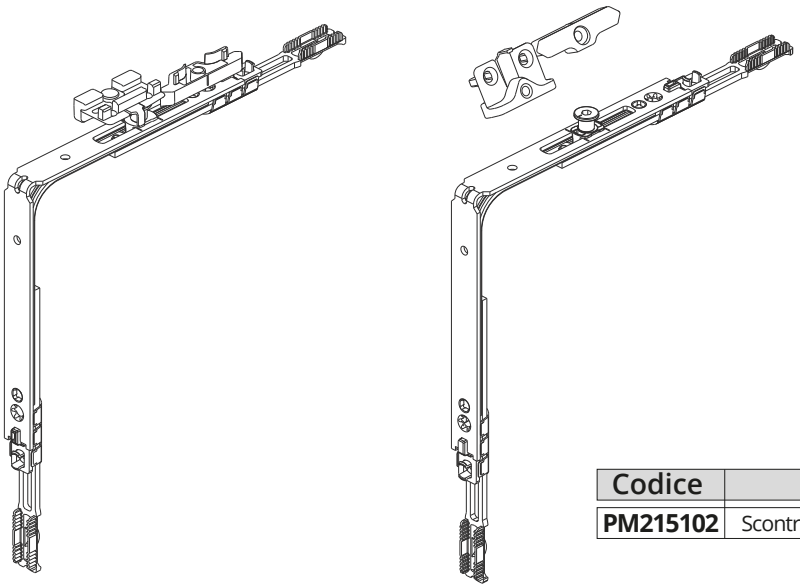

Codice	Descrizione	
PM215102	Scontro per Microventilazione	100

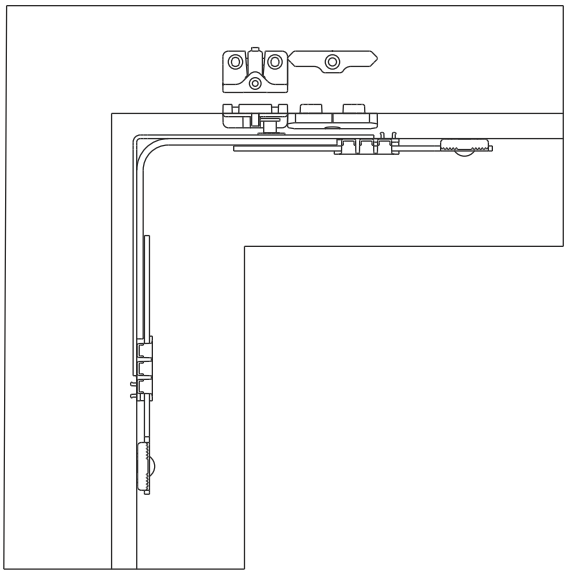

Chiusura Magnetica

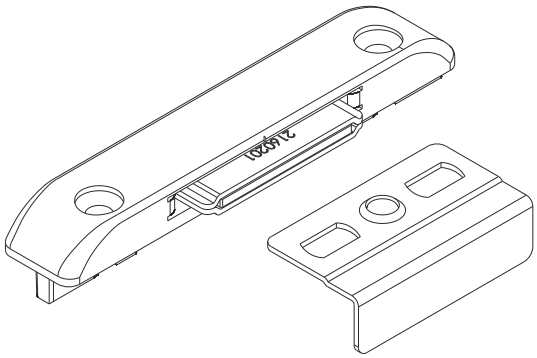

Codice	Descrizione	
PM216101	Chiusura Magnetica	100

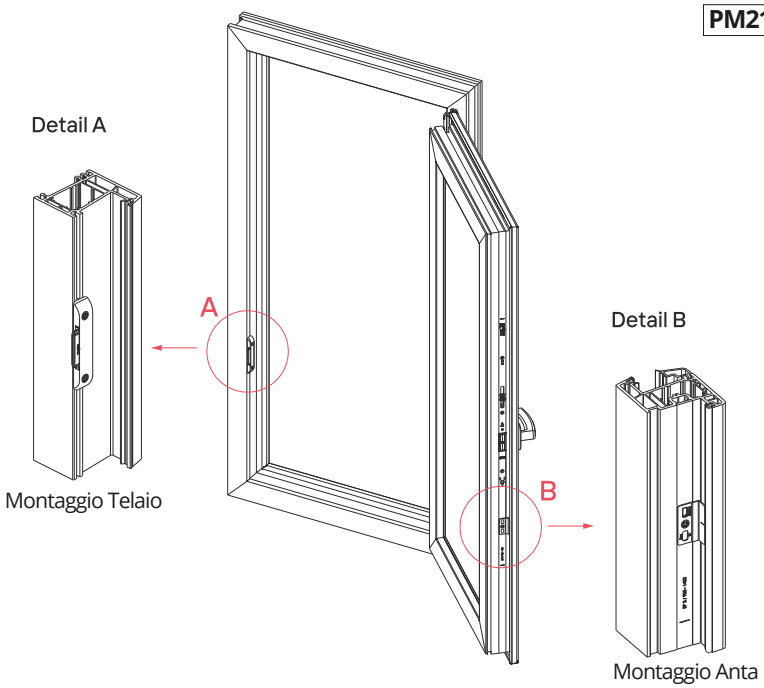

Terminale

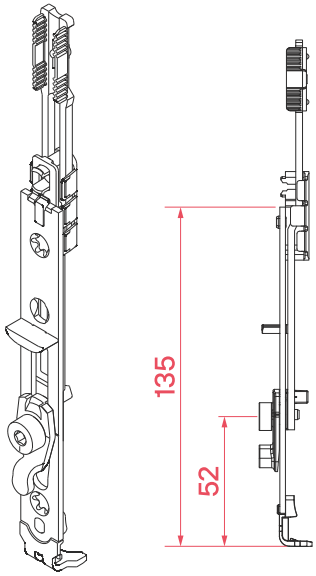

Codice	Descrizione		
PM216101	Terminale Inferiore	1	100

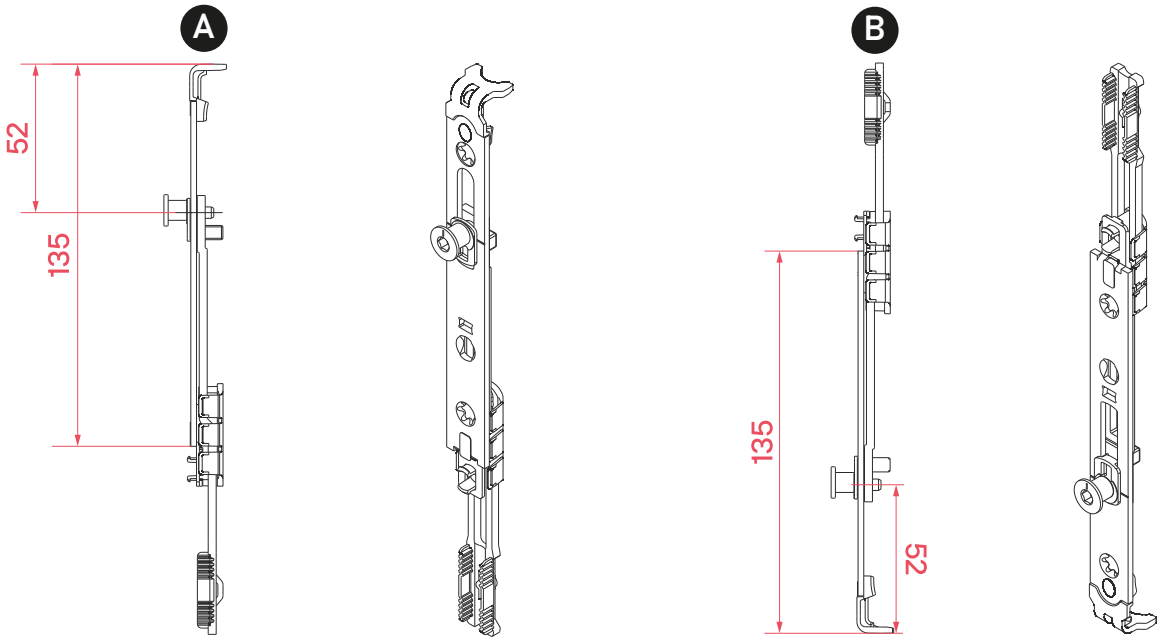

	Codice	Descrizione		
A	**PM206102**	Terminale Superiore	1	100
B	**PM206103**	Terminale Inferiore	1	100

Catenaccio

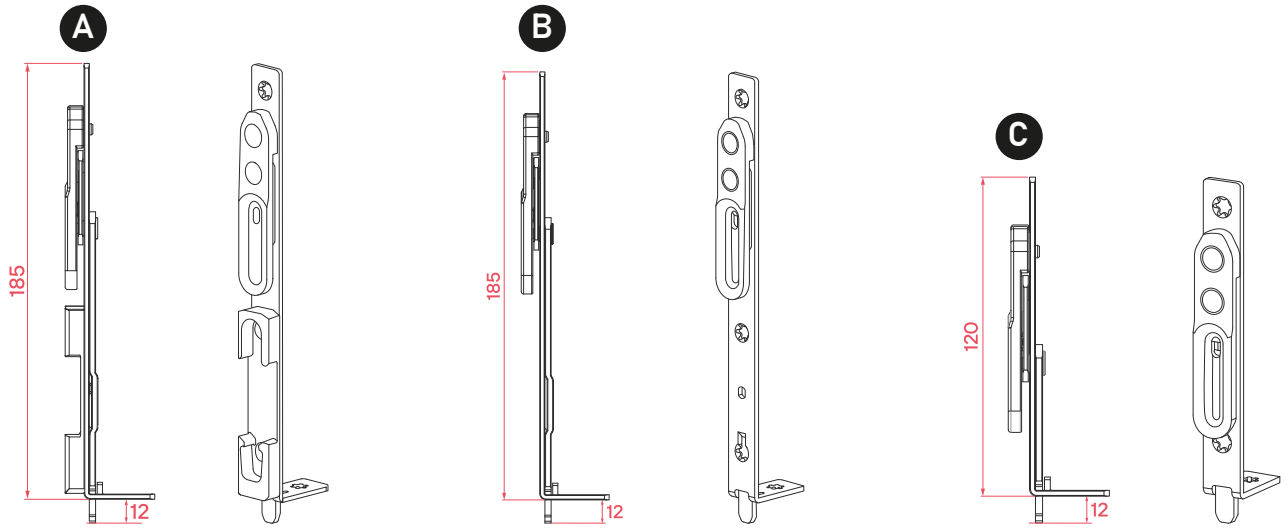

	Codice	Descrizione	
A	**PM202141**	Catenaccio con Riscontro	100
B	**PM202142**	Catenaccio Lungo 185	100
C	**PM202143**	Catenaccio Corto 120	100

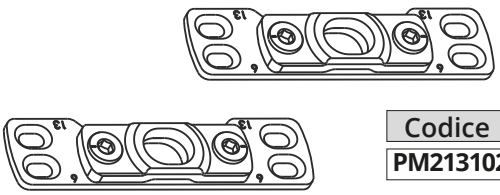

Codice	Descrizione	
PM213102	Scontro Catenaccio	100

Piastra di Supporto Aggiuntiva

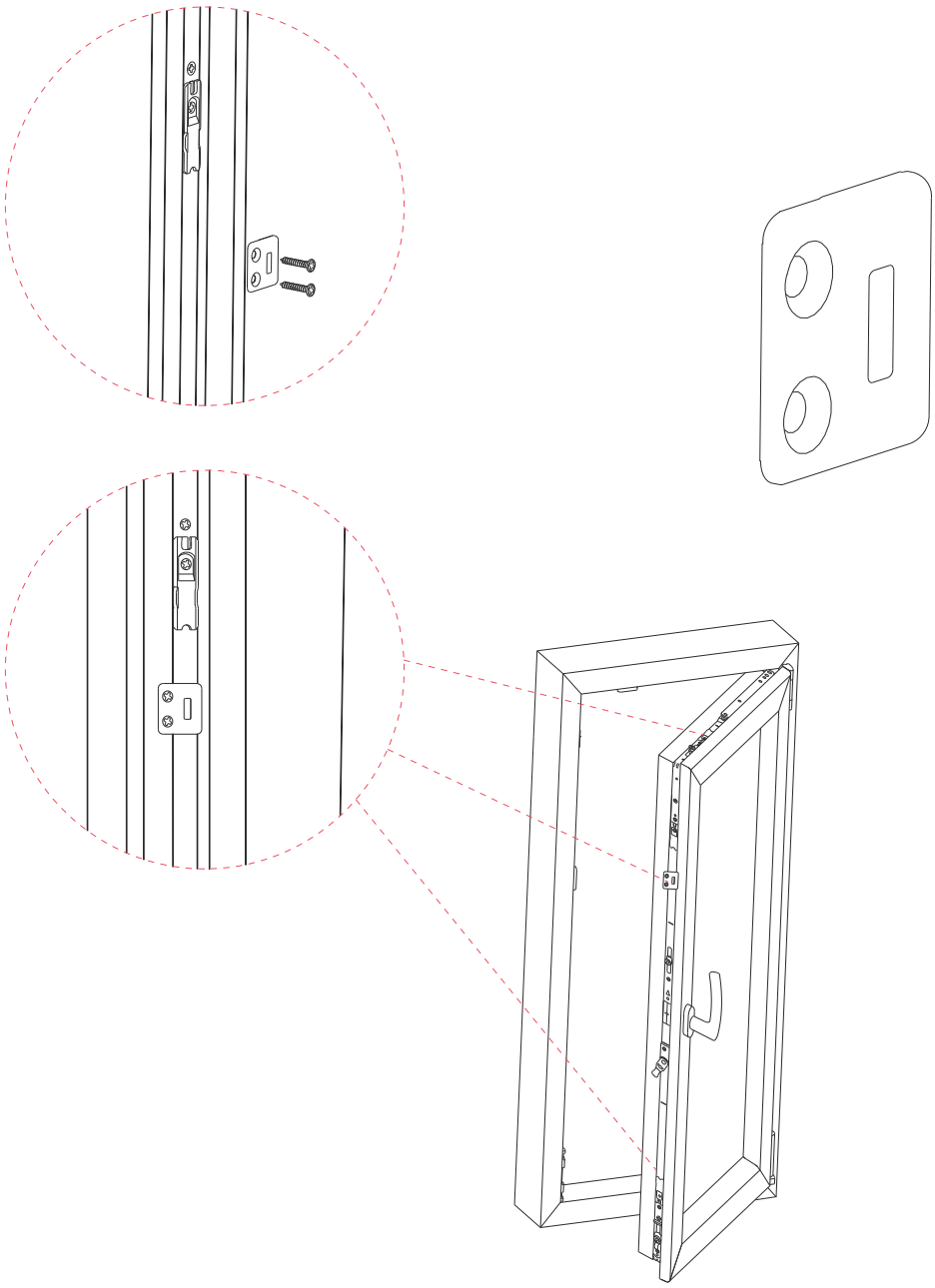

Codice	Descrizione	
PM201301	Piastra di Supporto Aggiuntiva	100

Limitatore di Apertura

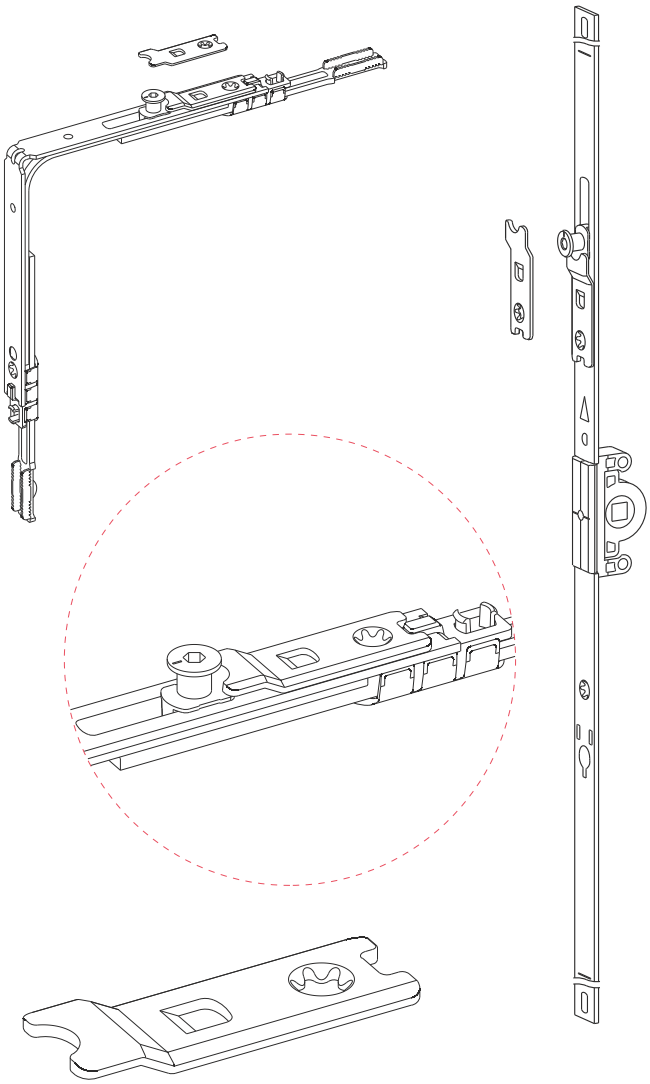

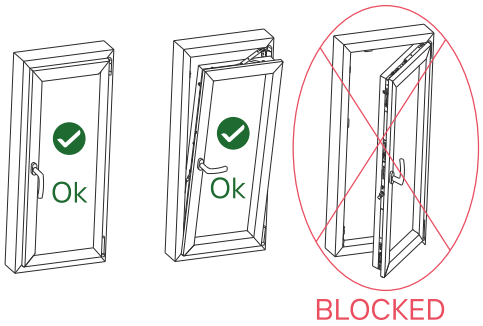

Sistema di Inclinazione e Rotazione Tilt First

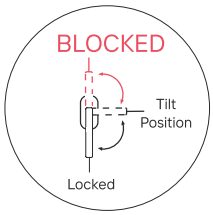

Codice	Descrizione	
PM201101	Piastra Limitatore di Apertura	500

Supporto Metallico

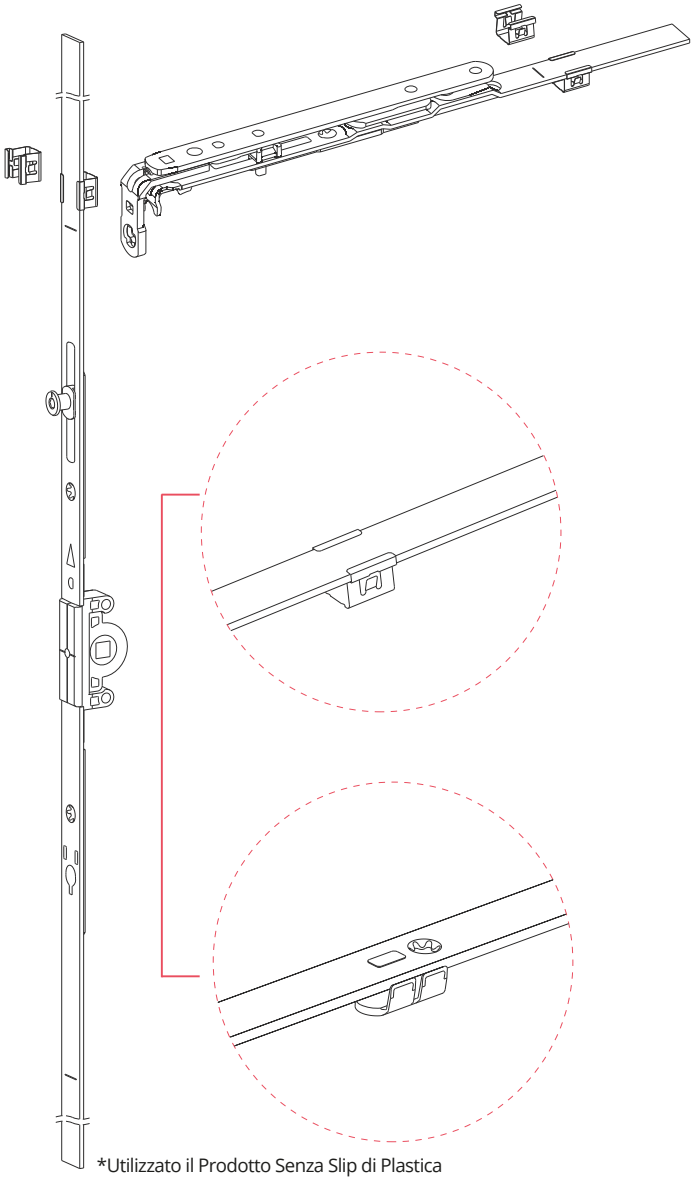

*Utilizzato il Prodotto Senza Slip di Plastica

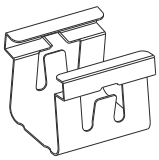

Codice	Descrizione	
PM201302	Supporto Metallico	500

Dime

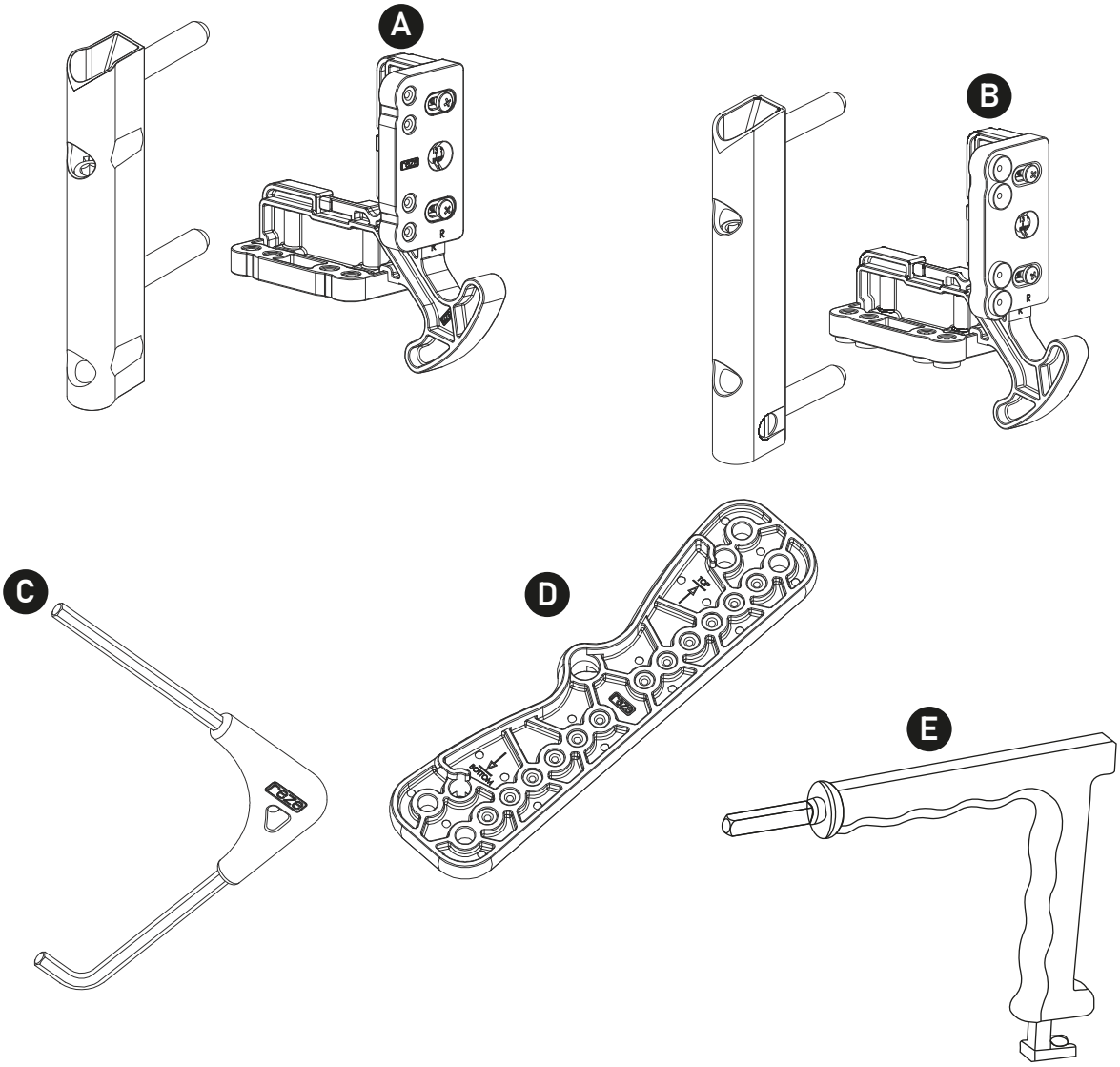

	Codice	Descrizione	
A	**PM222104**	Dima Anta a Forare 6mm	1
B	**PM222110**	Dima Anta a Forare Frizionata 6 mm	1
C	**PM230101**	Chiave di Regolazione	1
D	**PM222102**	Dima Supporto Telaio 6mm	1
E	**PM230121**	Chiave per Estrazione Perno	1

Trancia Pneumatica

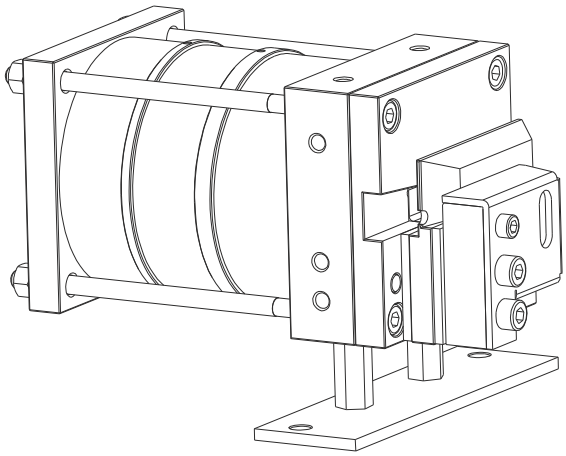

Codice	Descrizione	
PM230103	Trancia pneumatica	1

Set Completo

1) Pistone è pneumatico con braccio tagliente
2) Regolatore
3) Pedale pneumatico
4) Set tubo flessibile
5) Istruzioni di montaggio

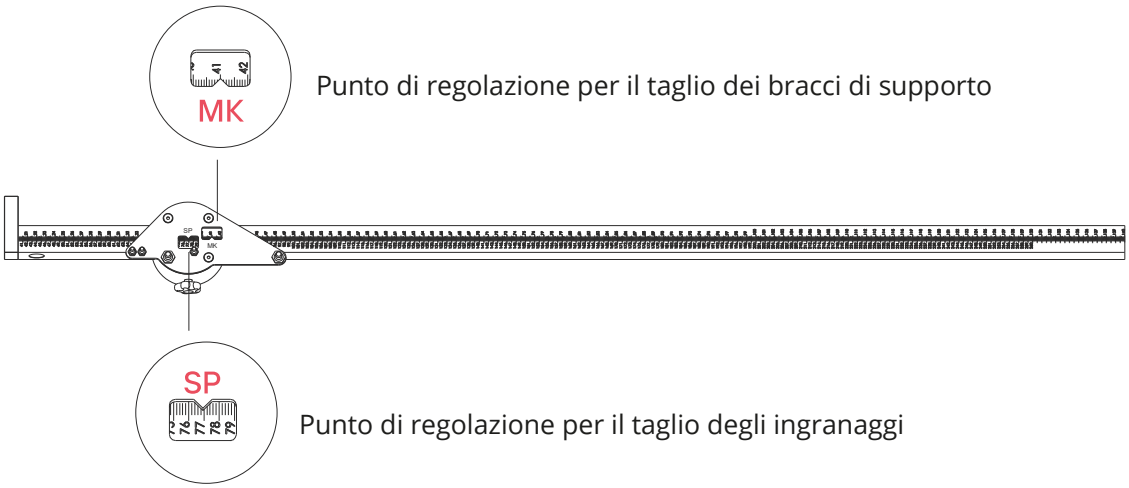

Punto di regolazione per il taglio dei bracci di supporto

Punto di regolazione per il taglio degli ingranaggi

NB. Richiede Pressione 6 BAR

Sistemi Scorrevoli

Composizione Anta Scorrevole

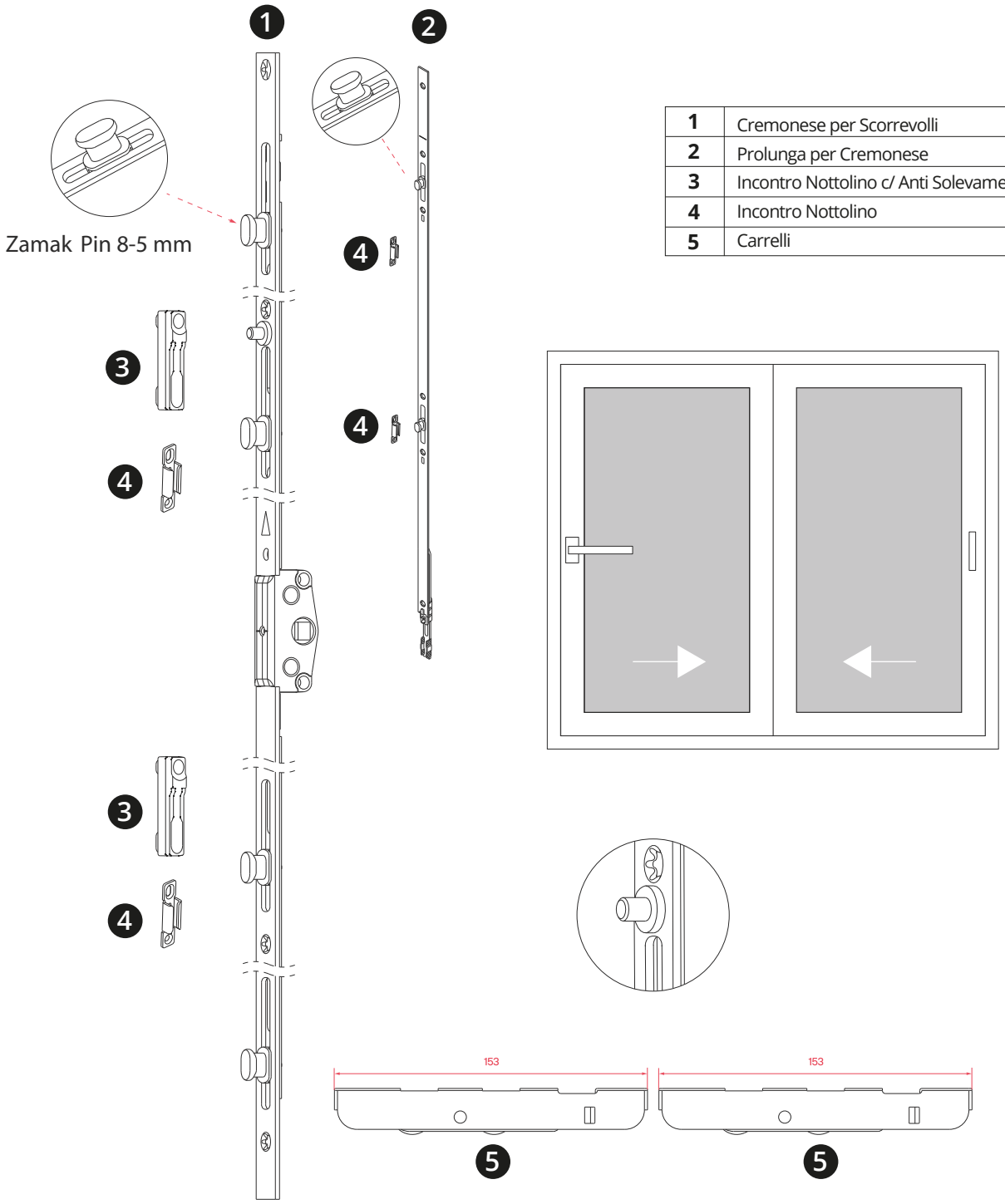

1	Cremonese per Scorrevolli
2	Prolunga per Cremonese
3	Incontro Nottolino c/ Anti Solevamento
4	Incontro Nottolino
5	Carrelli

Tipologie Aste per Scorrevole

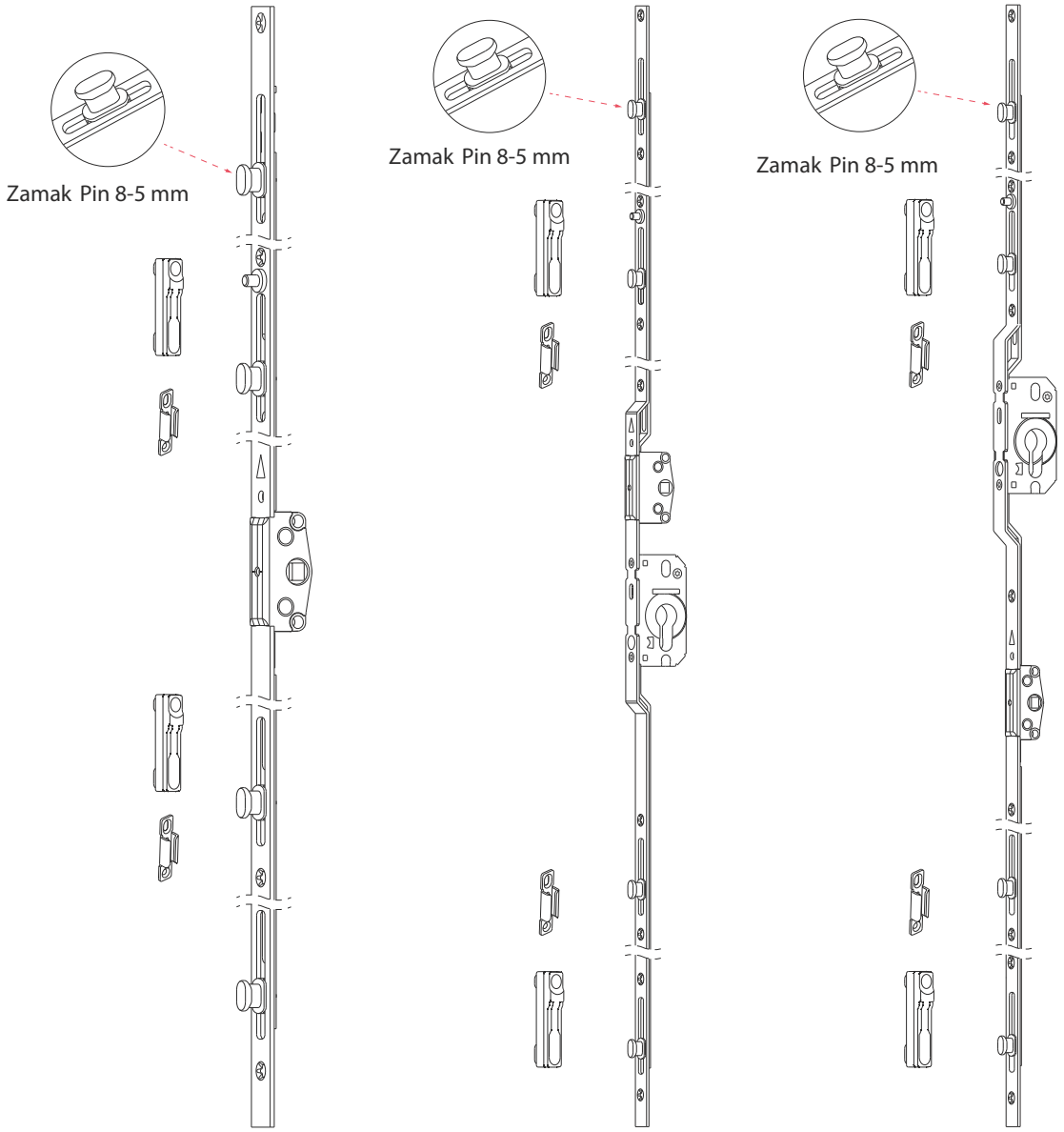

Asta Variabile per Scorrevole

15mm T-Z (8-5mm)

Codice	Descrizione	KA (mm)	A (mm)	B (mm)	C (mm)	D (mm)	E (mm)	F (mm)		
PM200361	Asta Variabile per Scorrevole	190-280	160	-	-	36	90	15	-	100
PM200362	Asta Variabile per Scorrevole	280-400	280	-	-	72	90	15	2	20
PM200363	Asta Variabile per Scorrevole	400-600	400	-	-	126	144	15	2	20
PM200364	Asta Variabile per Scorrevole	600-800	600	-	-	226	244	15	2	20
PM200365	Asta Variabile per Scorrevole	800-1000	800	-	-	326	344	15	2	20
PM200366	Asta Variabile per Scorrevole	1000-1200	1000	106	-	426	444	15	3	20
PM200367	Asta Variabile per Scorrevole	1200-1400	1200	106	-	526	544	15	3	20
PM200368	Asta Variabile per Scorrevole	1400-1600	1400	106	-	626	644	15	3	20
PM200369	Asta Variabile per Scorrevole Prolungabile	1600-1800	1600	106	-	726	744	15	3	20
PM200370	Asta Variabile per Scorrevole Prolungabile	1800-2000	1800	270	288	826	844	15	4	20
PM200371	Asta Variabile per Scorrevole Prolungabile	2000-2200	2000	320	320	926	944	15	4	20

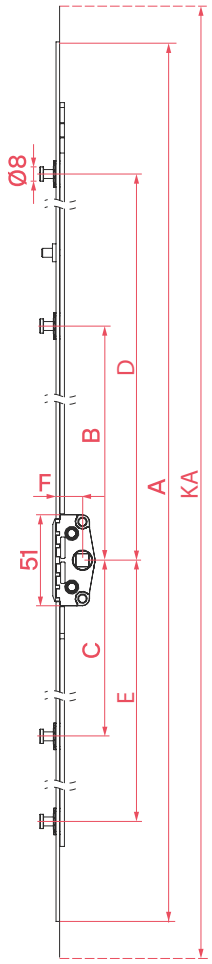

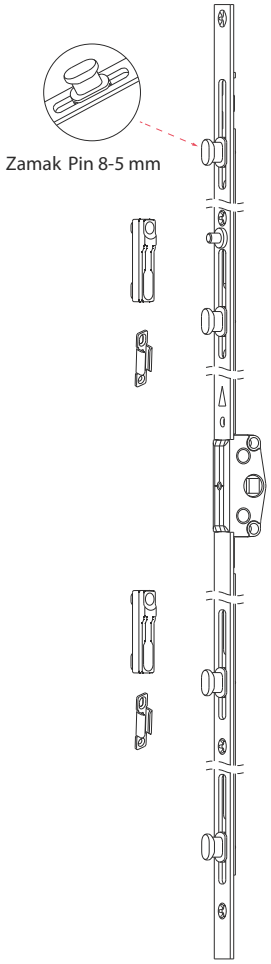

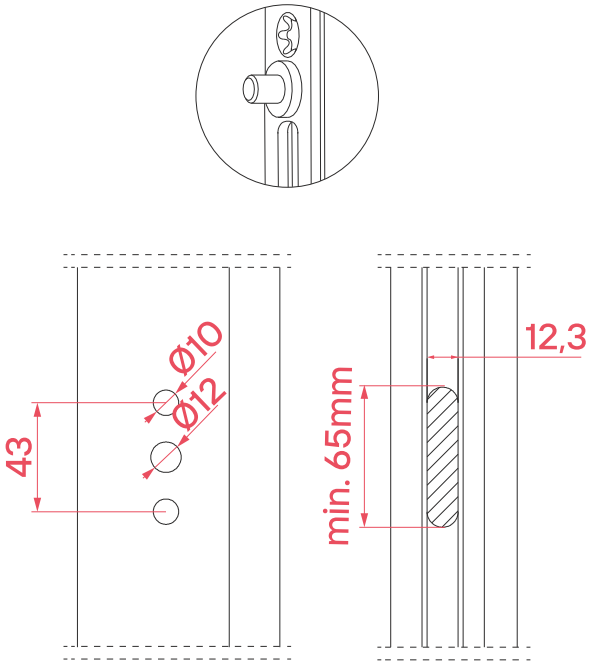

Asta Variabile per Scorrevole con Cilindro

15-180 mm T-Z (8-5mm)

Codice	Descrizione	KA (mm)	A (mm)	B (mm)	C (mm)	D (mm)	E (mm)	F (mm)		
PM200381	Asta Variabile per Scorrevole con Cilindro	1600-1800	1600	302	320	726	744	15	4	20
PM200382	Asta Variabile per Scorrevole con Cilindro	1800-2000	1800	302	320	826	844	15	4	20
PM200383	Asta Variabile per Scorrevole con Cilindro	2000-2200	2000	302	320	926	944	15	4	20

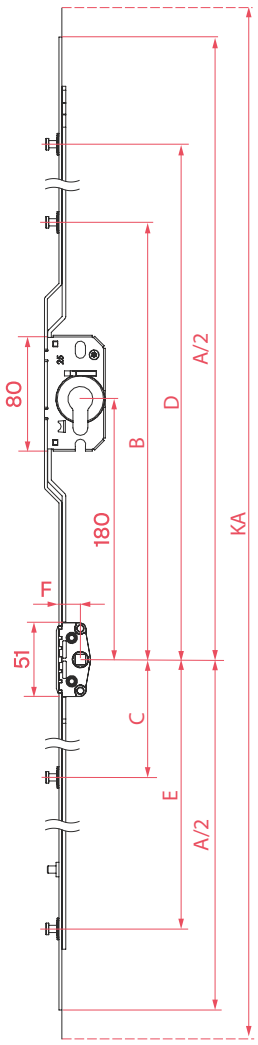

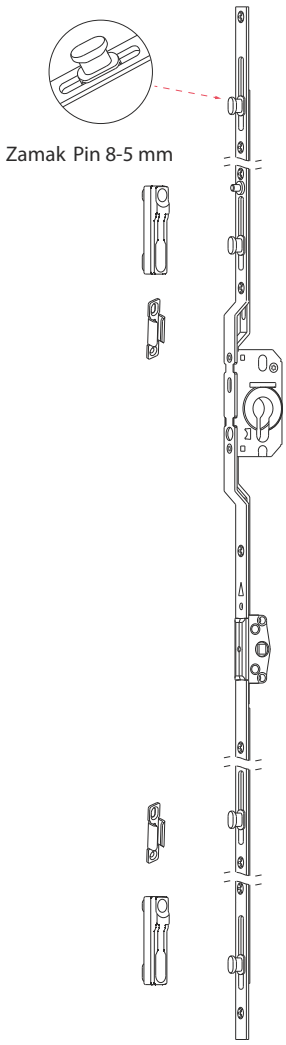

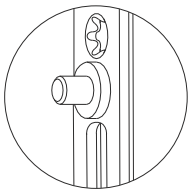

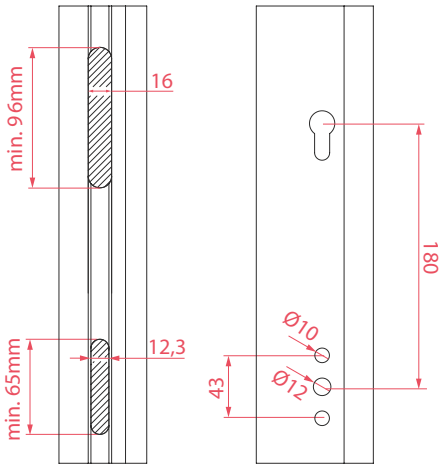

Asta Variabile per Scorrevole con Cilindro

25-92 mm T-Z (8-5mm)

Codice	Descrizione	KA (mm)	A (mm)	B (mm)	C (mm)	D (mm)	E (mm)	F (mm)		
PM200393	Asta Variabile per Scorrevole con Cilindro	600-800	600	-	-	226	244	25	2	20
PM200394	Asta Variabile per Scorrevole con Cilindro	800-1000	800	-	-	326	344	25	2	20
PM200395	Asta Variabile per Scorrevole con Cilindro	1000-1200	1000	106	-	426	444	25	3	20
PM200396	Asta Variabile per Scorrevole con Cilindro	1200-1400	1200	106	-	526	544	25	3	20
PM200397	Asta Variabile per Scorrevole con Cilindro	1400-1600	1400	106	-	626	644	25	3	20
PM200398	Asta Variabile per Scorrevole con Cilindro Prolungabile	1600-1800	1600	106	-	726	744	25	3	20
PM200399	Asta Variabile per Scorrevole con Cilindro Prolungabile	1800-2000	1800	270	288	826	844	25	4	20
PM200400	Asta Variabile per Scorrevole con Cilindro Prolungabile	2000-2200	2000	320	320	926	944	25	4	20

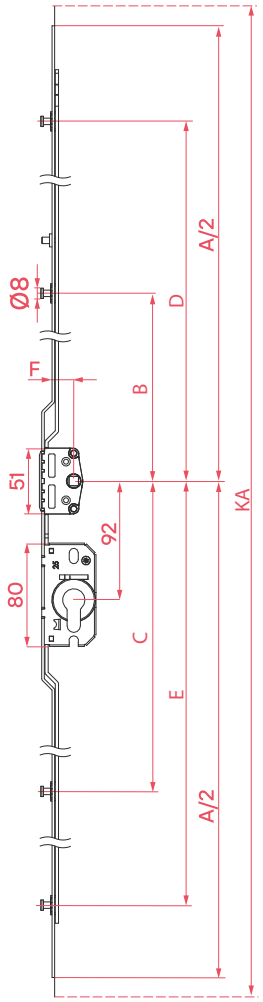

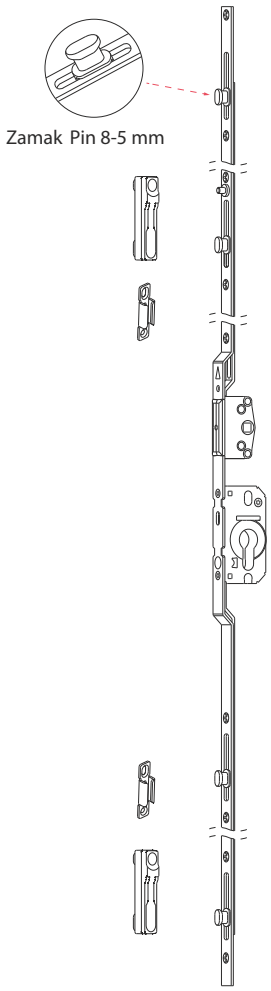

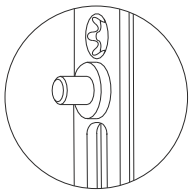

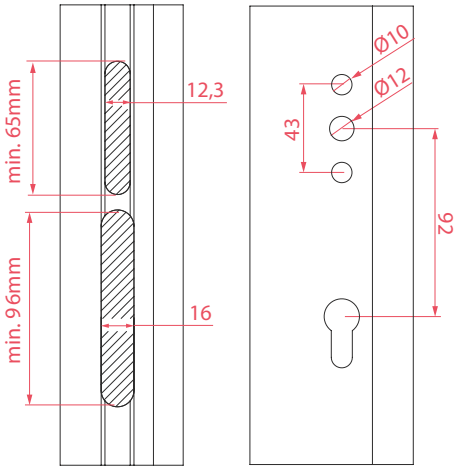

Prolunga per Asta Scorrevole

T-Z (8-5mm)

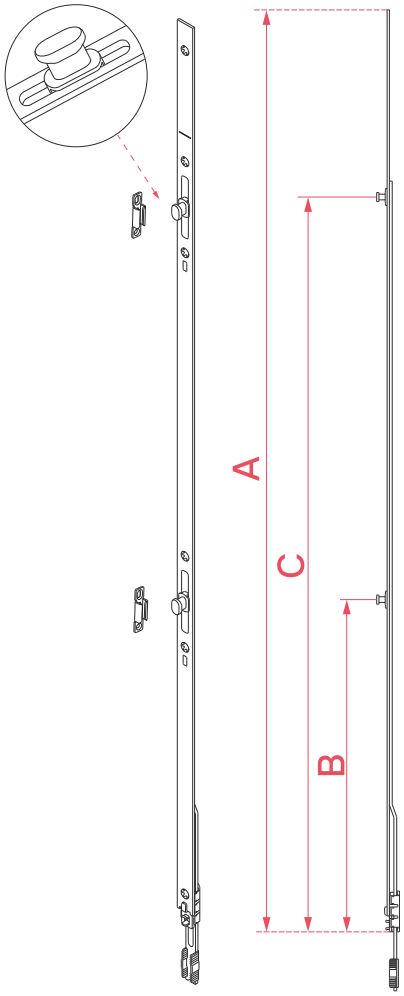

Codice	Descrizione	KA (mm)	A (mm)	B (mm)	C (mm)		
PM205324	Prolunga Asta Scorrevole T-Z	300-400	400	234	-	1	10
PM205325	Prolunga Asta Acorrevole T-Z	500-600	600	434	-	1	10

Utilizzabile con i Codici:

PM200369	**PM200381**	**PM200398**
PM200370	**PM200382**	**PM200399**
PM200371	**PM200383**	**PM200400**

Codice	Descrizione		Kg
PM620102	Carrello per Sistema Scorrevole Leggero	100	120

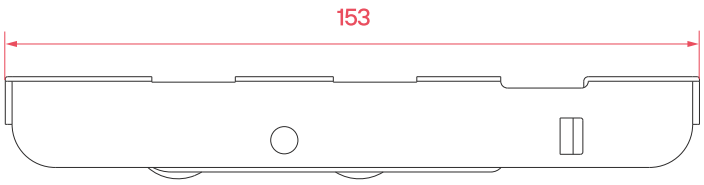

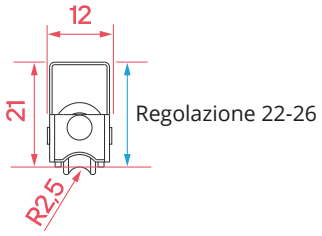

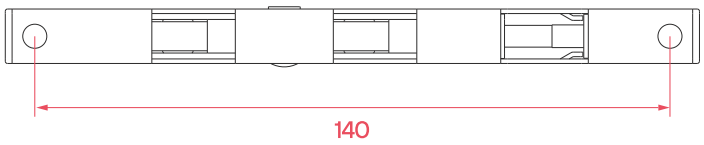

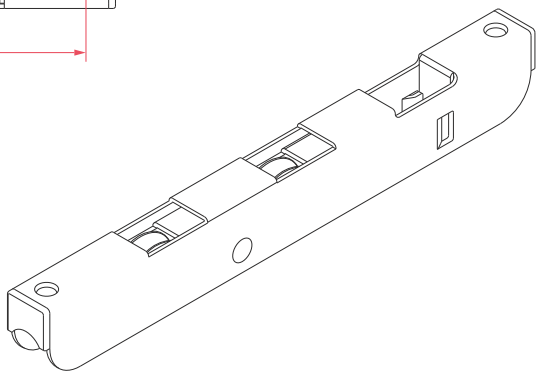

Scontri per Sistema Scorrevole

A

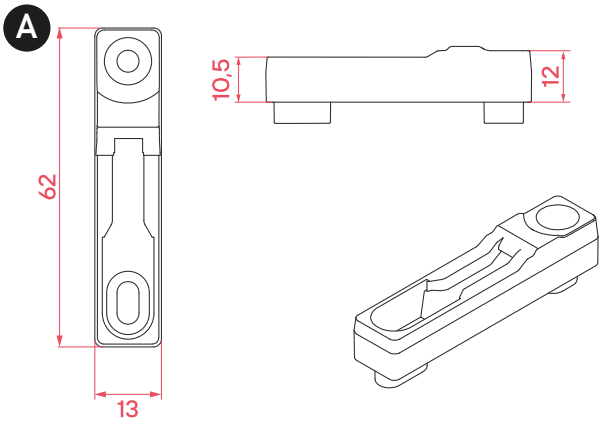

B

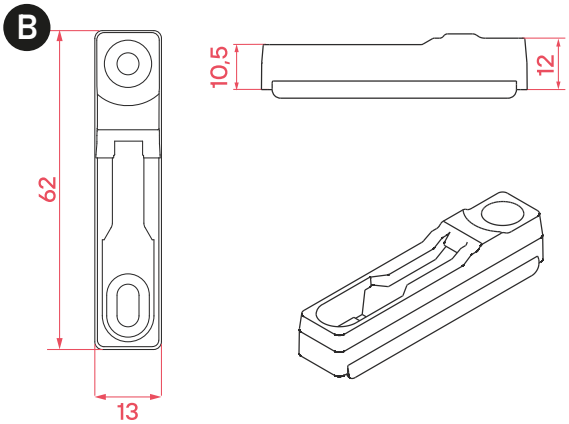

	Codice	Descrizione	
A	PM217101	Scontro Nottolino Veka / Salamander	100
B	PM217103	Scontro Nottolino Deceuninck / Alphacan	100
C	PM217102	Scontro Nottolino Universale	100
	PM220344	Spessore Scontro Nottolino Universale 2,5 mm	100
	PM220342	Spessore Scontro Nottolino Universale 2 mm	100

C

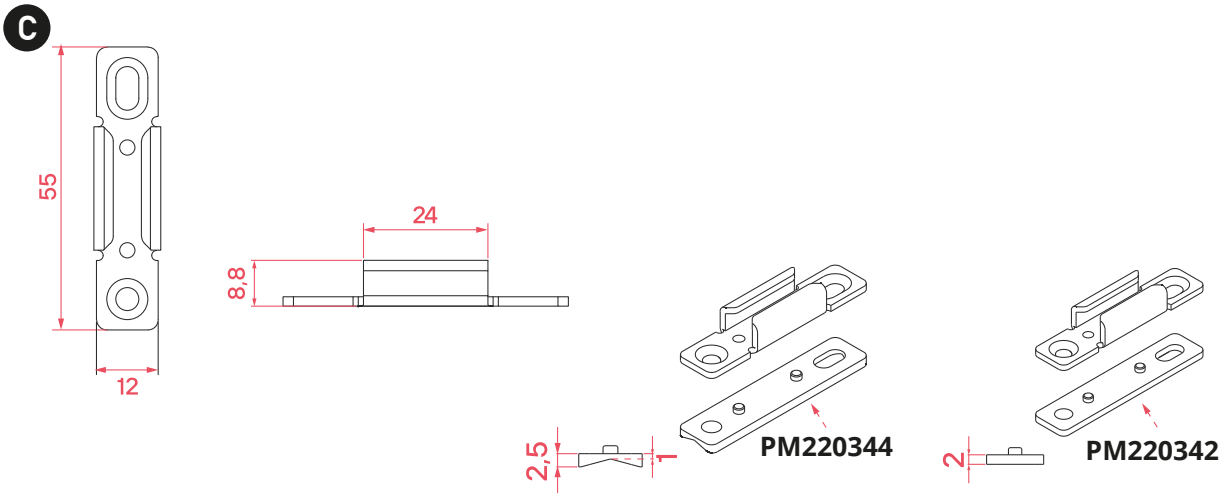

PM | reze

PM reze